


BALANCE SHEET

As at 31 December 2010


	Note	2010 Rs.	2009 Rs.
Non Current Assets			
Property Plant and Equipment	5	8,194,963.89	7,658,278.50
Current Assets			
Debtors	6	34,474,225.28	36,831,209.27
Short Term Investments	7	3,852,478.28	3,638,717.90
Cash at Bank & in Hand	16.1	33,740,253.60	29,649,149.96
		72,066,957.16	70,119,077.13
Current Liabilities			
Creditors	8	8,621,324.69	8,364,245.28
Tax Payable		99,850.33	705,098.63
Bank Overdrafts	16.2	2,174,304.91	1,153,916.58
		10,895,479.93	10,223,260.49
Current Assets less Current Liabilities		61,171,477.23	59,895,816.64
Total Assets less Current Liabilities		69,366,441.12	67,554,095.14
Funding and Liabilities			
Accumulated Funds			
Unrestricted Funds	9	(11,667,080.51)	(6,880,429.69)
Restricted Funds	10	59,930,606.05	56,293,968.28
Capital Reserve		13,154,738.50	10,564,367.00
Total Accumulated Funds		61,418,264.04	59,977,905.59
Non Current Liabilities			
Retirement Benefit Liability	11	7,948,177.08	7,576,189.55
Total Accumulated Funds & Liabilities		69,366,441.12	67,554,095.14

These Financial Statements are in compliance with the requirements of the Companies Act No :07 of 2007.




Finance Officer

The Board of Directors is responsible for the preparation and presentation of these Financial Statements. Signed for and on behalf of the Board by.



Director



Director

The accounting policies and notes on pages 7 through 25 form an integral part of the Financial Statements.

29 July 2011
Colombo



STATEMENT OF FINANCIAL ACTIVITIES

Year ended 31 December 2010

	Note	2010 Rs.	2009 Rs.
Incoming Resources	3	<u>157,023,329.55</u>	<u>112,747,786.43</u>
Project Expenditure	4		
Staff		23,495,550.00	23,434,635.33
Other Direct Cost		72,230,774.03	33,453,763.40
Other Indirect Expenditure		<u>45,280,818.20</u>	<u>35,321,974.09</u>
Total Project Cost		<u>141,007,142.23</u>	<u>92,210,372.82</u>
Net Surplus on Projects		16,016,187.32	20,537,413.61
Revenue Earned from Other Activities	12	1,302,618.59	986,733.38
Administrative Expenses	13	(21,948,190.00)	(29,279,597.92)
		<u>(4,629,384.09)</u>	<u>(7,755,450.93)</u>
Finance Cost	14	(85,262.73)	(45,089.41)
Net Surplus/(Deficit) Before Tax		(4,714,646.82)	(7,800,540.34)
Income Tax	15	(72,004.00)	(104,957.00)
Net Surplus/(Deficit) for the Year		<u>(4,786,650.82)</u>	<u>(7,905,497.34)</u>

The accounting policies and notes on pages 7 through 25 form an integral part of the Financial Statements.

