

**FINAL REPORT
ON
ELECTION-RELATED VIOLENCE:**

GENERAL ELECTION 2000

CENTRE FOR MONITORING ELECTION VIOLENCE (CMEV)

All rights reserved
© Centre for Monitoring Election Violence
(CMEV)

Material from this publication may be used with due
acknowledgement given to the CMEV

ISBN: 955-8037-35-4

For further information contact:

Centre for Policy Alternatives (CPA)
32/3, Flower Road
Colombo 7

Tel: 565304 / 565306 / 074-714461

Fax: 074-714460

e-mail: cpa@sri.lanka.net

Website: www.cpalanka.org

July 2002

CONTENTS

EXECUTIVE SUMMARY	01
PART ONE: Election Campaign	02
PART TWO: Election Day Violence, Summary of Major Incidents on Election Day and Post Election Violence	25
PART THREE: Gender and Violence, North-East Province, Monitoring Issues	67
Gender-related Violence.....	67
Jaffna Peninsula	67
Postal Voting	70
Issues concerning the Police.....	70
Misuse of State Resources	71
Allegations against Individual Politicians.....	72
Attack on Party Offices.....	75
PART FOUR : Recommendations	78
Acknowledgements	80

LIST OF FIGURES AND TABLES

Figure 1	All Incidents by Type (2044)
Figure 2	Major Incidents by Party (1120)
Figure 3	Major Incidents by Type (1120)
Figure 4	Minor Incidents by Type (924)
Figure 5	Minor Incidents by Party (924)
Figure 6	Profile of Alleged PA Violence – Major Incidents (604) Profile of Alleged UNP Violence – Minor Incidents (219)
Figure 7	Profile of Alleged PA Violence – Minor Incidents (427) Profile of Alleged UNP Violence – Minor Incidents (181)
Figure 8	Complaints made by PA Complaints made by UNP
Figure 9	Weekly Profile of Major and Minor Violations – Up to 9 th October 2000
Figure 10(a)	Offences Report by Province
Figure 10(b)	Offences Report by District
Figure 11	Use of Firearms by Party
Figure 12	Use of Firearms – Up to 9 th October 2000 Use of Firearms by Province – Up to 9 th October 2000
Figure 13	17 Electorates which should have been annulled
Figure 14	All Incidents by Type (55)
Figure 15	Major Incidents by Party (39)
Figure 16	Post Election Violence – Major Incidents by Type (39)
Figure 17	Profile of Violations
Figure 18	Gender Analysis: Pre-Election Period
Figure 19	Gender Analysis: Election Outcome
Table I	Alleged Perpetrators of Violence (Cum. Figures)
Table II	Description of Incidents Reported (Cum. Figures)
Table III	Offences Report (Cum. Figures)
Table IV	Category of Offences Carried Out by Each Party (Cum. Figures)
Table V	Tabulations of Party Affiliations of Perpetrators and Complainants (Cum. Figures)
Table VI	Source and Composition of Incidents Recorded by CMEV
Table VII	Sample of Police Headquarters Complaints Received Up to October 6, 2000
Table VIII	Post Election Violations - Offences Report (Cum. Figures)
Table IX	Post Election Violations - Category of Offences Carried Out by Each Party (Cum. Figures)

Centre for Monitoring Election Violence (CMEV)

2000 GENERAL ELECTION – FINAL REPORT

Executive Summary

The Parliamentary General Election held on October 10, 2000 was fundamentally marred by serious and widespread incidents of violence both at the campaign stage and on election day. 2044 incidents of violence were reported to CMEV during the 39 days of the campaign, of which 1120 (54.8%) were major incidents, including 66 murders and 41 attempted murders.

The People's Alliance stood accused in 1031 (50.4%) incidents, the UNP in 400 (19.6%) and persons of unknown political affiliation in 501 (24.5%), while all other parties were the alleged perpetrators in a total of 112 (5.5%), again demonstrating that the responsibility for the exacerbation of election violence remains firmly with the PA and UNP.

In relation to location, pre-election violence was greatest in the Gampaha (196), Kurunegala (173), Badulla (147), Kandy (144), Colombo (135) and Puttalam (128) districts. In comparative terms, this election was quantitatively and qualitatively more violent than both the 1999

Presidential Election (1483 incidents in total, of which 48% were classified as major ones) and the 1994 General Election.

On polling day, systematic violence, intimidation, rigging, and vote stuffing rendered the result in 17 electoral divisions in 11 districts meaningless. CMEV wrote to the Elections Commissioner before counting had begun requesting him to annul the voting in these divisions, to no avail, however. CMEV monitors visited a total of 6173 polling centres and concluded that 792 of these were seriously flawed. The Central Province in general and the Kandy District in particular was a shambles during the election with 182 irrevocably flawed polling centres (29.4% of the total), though only 13 polling centres were annulled by the Elections Commissioner.

A preliminary assessment of post-election violence during the first week after the poll was also made by CMEV, and here too a similar pattern of localized and personality-based violence was manifest. The problem is exacerbated by the fact that the major political parties appear to condone and countenance such blatant acts of violence and intimidation. Nor is the Police willing or able to take punitive action against these prominent perpetrators. Therefore, as the risks involved in acts of violence are minimal and the rewards tangible, the violence will only escalate each time.

Introduction

In keeping with CMEV's previous reports, which divide the election into three distinct components to facilitate easy documentation and analysis, the final report on the 2000 Parliamentary Election comprises four parts as follows: Analysis of 1) Campaign period from August 30, 2000 to October 9, 2000, 2) Election Day (October 10, 2000), and Immediate post-election period up to October 17, 2000, 3) Monitoring issues such as police cooperation, Other Election Monitor reports and Recommendations for the future.

PART 1: ELECTION CAMPAIGN

Table 1 summarises the violence during the campaign and on election day, showing that there is a two-way correlation between campaign violence and election malpractice: 1) high incidence of violence during the campaign directly correlates with unacceptable levels of violations on polling day, and 2) situations where the campaign violence was excessive and one-sided (i.e. where the opposition had been silenced and terrorised before voting began), violations on election day took the form of an overwhelming presence of PA supporters and the intimidation of opposition polling agents, which permitted systematic impersonation, but there was no overt violence.

Figures 1 and 2 demonstrate this correlation.

In the Western Province, the Colombo District demonstrated the latter phenomenon clearly. Violence during the campaign period was relatively high, with more serious violations dominating. Hence, by election day the damage had already been done and no further violence was required. However, exceptions to this rule were seen to be dependent on the individual personality of the chief protagonists involved in the violence, as in the Central Province, where some of the violence was gratuitous by any token, and so excessive that even senior members of the victorious group went on record in complaining about their colleagues.

AREA/PARTY	PA	UNP	JVP	MEP	LP	UCPF	LDA/ NLF	SU	CWC	TULF	EPDP	EPRLF	PP	SMBP	A - Z	PNG	TOTAL
Western																	
Colombo	57	11	1					1					1		1	63	135
Gampaha	122	35	1												1	37	196
Kalutara	29	31	3												1	23	87
Sub Total(Western)	208	77	5	0	0	0	0	1	0	0	0	0	1	0	3	123	418
Central																	
Kandy	80	30	1						1							32	144
Matale	37	17	2												1	5	62
N ' Eliya	35	13				4			8							22	82
Sub Total(Central)	152	60	3	0	0	4	0	0	9	0	0	0	0	0	1	59	288
North Western																	
Kurunegala	102	28	1					1							3	38	173
Puttlam	74	29													4	21	128
Sub Total (Nor-West)	176	57	1	0	0	0	0	1	0	0	0	0	0	0	7	59	301
North Central																	
A 'pura	67	20	1												1	30	119
Polonnaruwa	56	19														11	86
Sub Total (N-Central)	123	39	1	0	0	0	0	0	0	0	0	0	0	0	1	41	205
Southern																	
Galle	32	7														19	58
Hambantota	30	14	1												1	20	66
Matara	30	8														42	80
Sub Total (Southern)	92	29	1	0	0	0	0	0	0	0	0	0	0	0	1	81	204
Uva																	
Badulla	77	41	1	1					1				1		1	24	147
Monaragala	59	32	3													18	112
Sub Total (Uva)	136	73	4	1	0	0	0	0	1	0	0	0	1	0	1	42	259
Sabaragamuwa																	
Ratnapura	25	15														6	46
Kegalle	66	18														21	105
Sub Total (Sabara)	91	33	0	0	0	0	0	0	0	0	0	0	0	0	0	27	151
Northern																	
Jaffna		1										5	2			7	15
Wanni	9											1	7		5	3	25
Sub Total (Nothern)	9	1	0	0	0	0	0	0	0	0	6	9	0	0	5	10	40
Eastern																	
Batticaloa	2									1					3	6	12
Trincomalee	6	2										1			1	37	47
Digamadulla	36	29	1												37	16	119
Sub Total (Eastern)	44	31	1	0	0	0	0	0	0	1	0	1	0	0	41	59	178
GRAND TOTAL	1031	400	16	1	0	4	0	2	10	1	6	10	2	0	60	501	2044

* A - Z two cases, one each in Kurunegala and Badulla - attackers POLICE - Code Y

Description of Incidents Reported (Cum.Figures)

Date:09/10/00

Dates of Alleged Offences	Major Incidents										Major (Total)	Minor Incidents						Minor (Total)	Total # of Incidents	Remarks		Additional Data		
	Murder	Att. Murder	Hurt	Grie. Hurt	Assault	Threat & Intimid.	Mis. of state resources	Rob.	Arson	Mischief		Threat	Dam. to Property	Elec. Offence	Others	Firearms Involved	Poll., Related			# of Addi. Comp's	# of Cou't Comp's	# of Comp's Made		
1/9/00	2		1			2									3	8	3			8				
3/9/00	1		3		5	2									2	13	2			13				
4/9/00			1	1	2	1							3		6	11	1			11				
5/9/00	1		6		7	7							1		7	28	10			28				
6/9/00			5		4	2									11	22	3			22				
7/9/00			2		5	4							2		10	21	3			21				
8/9/00		2	4		2	1			1				1	1	9	19	3			19				
9/9/00		1	1		4	2	10								5	23	3			23				
11/9/00	2	1	8	1	11	5	1			3			1	1	27	59	11			59				
12/9/00			4	3	7	1				1			1		12	28	3			28				
13/9/00			3		3	5							1		10	21	9			21				
14/9/00			2		2	1	2	1	1						15	24	1			24				
15/9/00			5	1	6	2	2								14	30	2			30				
16/9/00	6	1	4	3	6	6									13	39	13			39				
17/9/00			4	2	5	4				3					18	36	7			36				
18/9/00		2	6	2	14	9			1					2	17	51	14			51				
19/9/00			6	1	2	9	2						1	1	10	30	9			30				
20/9/00		2	6		6	7			1					1	17	39	10			39				
21/9/00			7		9	3	1			2				1	16	38	6			38				
22/9/00			3	1	11	1				3				2	25	44	7			44				
23/9/00			5		4	2				1					6	18	6			18				
24/9/00			12	1	4	3							2	3	33	53	7	1		53				
25/9/00			3		15	3							2		9	30	8	1		30				
26/9/00			7		13	6			1	2				6	28	57	11			57				
27/9/00	1		8		10	6				2			1		34	61	13			61				
28/9/00			7		7	5				1				2	27	47	7	1		47				
29/9/00	1		12	2	17	8	1			1			3		39	81	23			81				
30/9/00	1	1	8		15	4	4			2			3		33	68	11	1		68				
1/10/00	1	3	4	2	16	4				2				2	31	63	12			63				
2/10/00	21	1	12	2	19	7			1	2			1		35	100	16			100				
3/10/00	5	1	9	1	16	8				2			4		48	90	20	1		90				
4/10/00	2	3	12	2	10	9	1			1			3		27	67	21	1		67				
5/10/00	12	1	4	2	14	13				2	1		3		36	85	17			85				
6/10/00	2	2	11		9	6	1						5		38	69	17	2		69				
7/10/00		5	23	2	31	11				2	1		5		59	134	31	1		134				
8/10/00	3		14		25	18				2	1		1	2	56	119	25	2		119				
9/10/00	5	15	38	2	59	52				4	5		17	14	138	318	79	25		318				
Total	66	41	270	31	395	239	25	15	38	1120	276	411	125	52	60	924	2044	444	36	2044				

Offences Report (Cum. Figures)

Date:09/10/00

AREA / OFFENCE	Major Incidents										Minor incidents						Total # of Incidents	Remarks		Additional Data			
	Murder	Att. Murder	Hurt	Griev. Hurt	Assault	Threat & Intimid.	Mis. Of state resources	Rob.	Arson	Major (Total)	Mischief	Threat	Dam. to Pro.	Elec. Offence	Others	Minor (Total)		Firearms Involved	Poll., Related	# of Addi. Comp's	# of Cou't Comp's	# of Comp's Made	
Western	7		14	1	30	10	4	1	1	68	27	18	7	9	6	67	135	42	3			135	
Colombo		1	25	3	47	24		4	5	109	32	33	17	2	3	87	196	43	2			196	
Gampaha			12	1	21	4	1	1	3	43	7	25	4	2	6	44	87	11				87	
Kalutara	7	1	51	5	98	38	5	6	9	220	66	76	28	13	15	198	418	96	5	0	0	418	
Sub Total (Western)																							0
Central																							0
Kandy	3	1	23	1	29	15		1	8	81	7	39	10	6	1	63	144	22	7			144	
Matale	1	2	14	2	16	4	1	1	1	41	6	8	5	1	1	21	62	7	1			62	
N' Eliya			16	2	14	5			1	38	8	12	19	5		44	82	9	5			82	
Sub Total (Central)	4	3	53	5	59	24	1	2	9	160	21	59	34	12	2	128	288	38	13	0	0	288	
North Western																							0
Kurunegala	3	7	20	3	30	27		1	1	92	15	47	14	2	3	81	173	43	3			173	
Puttlam	1	10	21	6	25	21	2		2	88	6	29	3	1	1	40	128	42	1			128	
Sub Total (Nor-West)	4	17	41	9	55	48	2	1	3	180	21	76	17	3	4	121	301	85	4	0	0	301	
North Central																							0
A 'pura	11	2	20	2	26	18	6		3	88	7	15	5	1	3	31	119	36	1			119	
Polonnaruwa	1	3	12	3	22	9		2		52	13	13	6	1	1	34	86	23				86	
Sub Total (Nor-Cen.)	12	5	32	5	48	27	6	2	3	140	20	28	11	2	4	65	205	59	1	0	0	205	
Southern																							0
Galle	1		8		8	8		1		26	17	8	2	2	3	32	58	13				58	
Hambantota	2		8		7	12			3	32	23	6	1	1	3	34	66	19				66	
Matara			2		12	7		1	7	29	31	11	5		4	51	80	9				80	
Sub Total (Southern)	3	0	18	0	27	27		2	10	87	71	25	8	3	10	117	204	41	0	0	0	204	
Uva																							0
Badulla	1	6	10	1	20	23	6	1		68	17	41	6	10	5	79	147	38	2			147	
Monaragala			10		18	12	2		1	43	21	38	3	1	6	69	112	15				112	
Sub Total (Uva)	1	6	20	1	38	35	8	1	1	111	38	79	9	11	11	148	259	53	2	0	0	259	
Sabaragamuwa																							0
Ratnapura		3	10	1	12	4	2			32	5	4	4		1	14	46	10				46	
Kegalle	3	1	16	1	17	18			1	57	12	23	7	3	3	48	105	27	7			105	
Sub Total (Sabara)	3	4	26	2	29	22	2	0	1	89	17	27	11	3	4	62	151	37	7	0	0	151	
Northern																							0
Jaffna		2			2	1				5	1	6		1	2	10	15	4	2			15	
Wanni		1	5		2	6		1	1	16		7			2	9	25	7				25	
Sub Total (Nothern)	0	3	5	0	4	7	0	1	1	21	1	13	0	1	4	19	40	11	2	0	0	40	
Eastern																							0
Batticaloa	3	2	2	1	1	1				10		1	1			2	12	7				12	
Trincomalee	25		1	1	2	2				31	5	7	1		3	16	47	1				47	
Digamadulla	4		21	2	34	8	1		1	71	16	20	5	4	3	48	119	16	2			119	
Sub Total (Eastern)	32	2	24	4	37	11	1	0	1	112	21	28	7	4	6	66	178	24	2	0	0	178	
GRAND TOTAL	66	41	270	31	395	239	25	15	38	1120	276	411	125	52	60	924	2044	444	36	0	0	2044	

Category of Offences Carried Out by Each Party (Cum. Figures) Date:09/10/00

Perpetrators	Major Incidents										Minor Incidents						Remarks		
	Murder	Att. Murder	Hurt	Grie. Hurt	Assault	Threat & Intimid.	Mis. Of state resources	Rob.	Arson	Major (Total)	Mischief	Threat	Dam. to Property	Ele. Offence	Others	Minor (Total)	Grand Total	Firearms Involved	Poll., Related
PA	10	18	150	16	228	140	24	6	12	604	112	210	70	16	19	427	1031	260	21
UNP	6	9	68	7	94	27	1	1	6	219	41	114	11	6	9	181	400	52	
JVP			2		2	1				5	1	8		1	1	11	16	1	
MEP					1					1						0	1		
LP										0						0	0		
UCPF			1		3					4						0	4		
LDA/NLF										0						0	0		
SU					1					1			1			1	2		
CWC					3					3	2	3		2		7	10		
TULF					1					1						0	1		
EPDP		1			1	1				3	1	1		1		3	6	1	
EPRLF			3			3		1		7		3				3	10	4	
PP										0		1	1			2	2		
SMBP										0						0	0		
A - Z	1		12	1	17	5				36	5	7	6	3	3	24	60	8	1
PNG	49	13	34	7	44	62		7	20	236	114	64	38	22	27	265	501	118	14
TOTAL	66	41	270	31	395	239	25	15	38	1120	276	411	125	52	60	924	2044	444	36

PA: People's Alliance **UNP:** United National Party **JVP:** Janatha Vimukthi Peramuna **MEP:** Mahajana Eksath Peramuna **LP:** Liberal Party
UCPF: Upcountry People's Front **LDA / NLF:** Leftist Democratic Alliance / New Left Front **SU:** Sihala Urumaya **CWC:** Ceylon Workers Congress
TULF: Tamil United Liberation Front **EPDP:** Elam People's Democratic Party **EPRLF:** Elam People's Revolutionary Front **PP:** Puravesi Peramuna
SMBP: Sinhala Maha Sammatha Bhumiputra Pakshaya **A - Z:** Listed Parties **PNG:** Parties Not Given

2000 General Election Campaign

Source: Centre for Monitoring Election Violence (CMEV)

Tabulations of Party Affiliations of Perpetrators and Complainants (Cum. Figures) Date:09/10/00

Comp.by Party against / Party	PA	UNP	JVP	MEP	LP	UCPF	LDA/NSSP	SU	CWC	TULF	EPDP	EPRLF	PP	SMBP	A - Z	PNG	TOTAL
Complaints by PA against	143	334	13					1	1		1	1			5	143	642
Complaints by UNP against	669	2							5	1	1		1		30	201	910
Complaints by JVP against	154	6		1											2	48	211
Complaints by MEP against																	0
Complaints by LP against																	0
Complaints by UCPF against									2							1	3
Complaints by LDA/NSSP against																2	2
Complaints by SU against	2															5	7
Complaints by CWC against		11				4									1	3	19
Complaints by TULF against	1	1									1					1	4
Complaints by EPDP against															1	3	4
Complaints by EPRLF against												7				1	8
Complaints by PP against	2	2	1												1	4	10
Complaints by SMBP against	1															1	2
Complaints by A - Z against	19	24	1					1	2		3	2	1		16	62	131
Complaints by PNG against	40	20	1												4	26	91
TOTAL	1031	400	16	1	0	4	0	2	10	1	6	10	2	0	60	501	2044

PA: People's Alliance **UNP:** United National Party **JVP:** Janatha Vimukthi Peramuna **MEP:** Mahajana Eksath Peramuna **LP:** Liberal Party
UCPF: Upcountry People's Front **LDA / NLF:** Leftist Democratic Alliance / New Left Front **SU:** Sihala Urumaya **CWC:** Ceylon Workers Congress
TULF: Tamil United Liberation Front **EPDP:** Elam People's Democratic Party **EPRLF:** Elam People's Revolutionary Front **PP:** Puravesi Peramuna
SMBP: Sinhala Maha Sammatha Bhumiputhra Pakshaya **A - Z :** Listed Parties **PNG:** Parties Not Given

* United Development Front [UNP Alternative Party] - Code A, against UNP

2 cases of PNG against A - Z represent POLICE as attackers - Code Y

! Complainant represented in case of A - Z against PGN is the National Peace Front - Code V

\$ 1 A - Z complaint against the UNP is made by the Muslim Congress - Code A3

* One complaint by POLICE against UNP shown by A - Z - Code Y

^ Attackers in one UNP complaint shown in A - Z are the National Peace Front - Code V

Date :09/ 10 / 00

Source and Composition of Incidents Recorded by CMEV

Province	Direct to CMEV					PHQ only	OVERLAP (CMEV + PHQ)	Total	
	With EIB	Without EIB			CMEV only				Total Direct
		With CIB	With MOIB	Other					
Western	24	8	0	2	29	63	211	144	418
Central	11	6	2	1	15	35	180	73	288
North Western	32	29	1	8	36	106	136	59	301
North Central	26	4	0	9	31	70	48	87	205
Southern	22	13	1	3	13	52	50	102	204
Uva	15	5	0	1	32	53	95	111	259
Sabaragamuwa	12	3	0	5	13	33	55	63	151
Northern	0	0	0	0	5	5	26	9	40
Eastern	10	3	0	4	33	50	66	62	178
Total	152	71	4	33	207	467	867	710	2044

Table VII

Sample of PHQ complaints received up to October 6, 2000**WESTERN PROVINCE**

Dist.	Delay 1 day	Delay 2 days	Delay 3 days	Delay 4 days or more	No delay	Date Reported not known	TOTAL
Col	15	19	7	1* (8 days)	1	0	46
				2 (4 days)			
				1 (24 days)			
Gamp	33	26	18	1* (11 days)	0	0	78
Kalu	8	22	6	1 (4 days)	0	0	37
Total	56	67	31	6	1	0	161

CENTRAL PROVINCE

Dist.	Delay 1 day	Delay 2 days	Delay 3 days	Delay 4 days or more	No delay	Date Reported not known	TOTAL
Kandy	30	31	4	3 (4 days)	1	0	71
				1 (5 days)			
				1* (7 days)			
Matale	14	7	1	1 (5 days)	0	0	23
N'eliya	13	15	1	1* (10 days)	0	0	32
				2 (4 days)			
Total	57	53	6	9	1	0	126

NORTH WESTERN PROVINCE

Dist.	Delay 1 day	Delay 2 days	Delay 3 days	Delay 4 days or more	No delay	Date Reported not known	TOTAL
Putt.	23	19	4	3 (4 days)	0	0	55
				3 (5 days)			
				1* (6 days)			
				1* (7 days)			
				1* (9 days)			
Kuru.	36	18	4	2 (4 days)	0	0	61
				1* (7 days)			
Total	59	37	8	12	0	0	116

Table VII (Contd.)

NORTH CENTRAL PROVINCE

Dist.	Delay 1 day	Delay 2 days	Delay 3 days	Delay 4 days or more	No delay	Date Reported not known	TOTAL
A' pura	4	13	5	2 (4 days)	0	0	26
				1* (5 days)			
				1* (7 days)			
Polon	25	20	3	1 (4 days)	0	0	51
				1 (5 days)			
				1* (10 days)			
Total	29	33	8	7	0	0	77

SABARAGAMUWA PROVINCE

Dist.	Delay 1 day	Delay 2 days	Delay 3 days	Delay 4 days or more	No delay	Date Reported not known	TOTAL
Ratna.	2	6	4	1 (5 days)	0	0	13
Kegalle	8	21	3	2 (4 days)	0	0	34
Total	10	27	7	3	0	0	47

UVA PROVINCE

Dist.	Delay 1 day	Delay 2 days	Delay 3 days	Delay 4 days or more	No delay	Date Reported not known	TOTAL
Badulla	15	17	1	1 (4 days)	1	0	36
				1* (7 days)			
M'ragala	25	24	6	1 (4 days)	2	0	58
Total	40	41	7	3	3	0	94

Table VII (Contd.)

SOUTHERN PROVINCE

Dist.	Delay 1 day	Delay 2 days	Delay 3 days	Delay 4 days or more	No delay	Date Reported not known	TOTAL
Galle	3	3	1	1 (4 days)	2	1	11
Matara	5	4	8	2 (4 days)	0	0	21
				1* (9 days)			
				1 (6 days)			
H'tota	6	14	0	1 (4 days)	0	2	23
Total	14	21	9	6	2	3	55

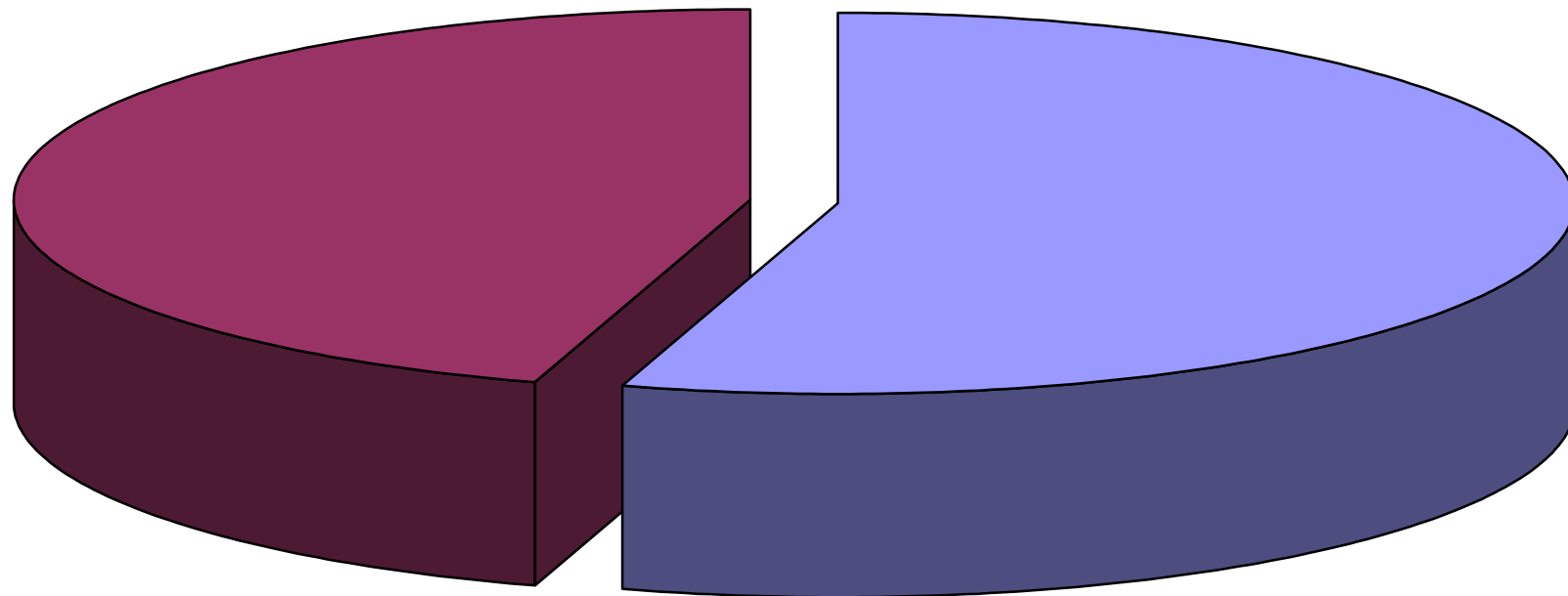
NORTHERN PROVINCE

Dist.	Delay 1 day	Delay 2 days	Delay 3 days	Delay 4 days or more	No delay	Date Reported not known	TOTAL
Jaffna	5	2	0	1 (5 days)	0	0	8
Wanni	5	6	1	1 (4 days)	0	0	17
				1 (5 days)			
				1 (6 days)			
				1* (18 days)			
				1* (19 days)			
Total	10	8	1	6	0	0	25

EASTERN PROVINCE

Dist.	Delay 1 day	Delay 2 days	Delay 3 days	Delay 4 days or more	No delay	Date Reported not known	TOTAL
Batti.	0	0	1	0	0	0	1
Trinco	5	3	0	0	0	0	8
Diga.	7	17	5	1 (4 days)	0	3	36
				2 (5 days)			
				1* (7 days)			
Total	12	20	6	4	0	3	45

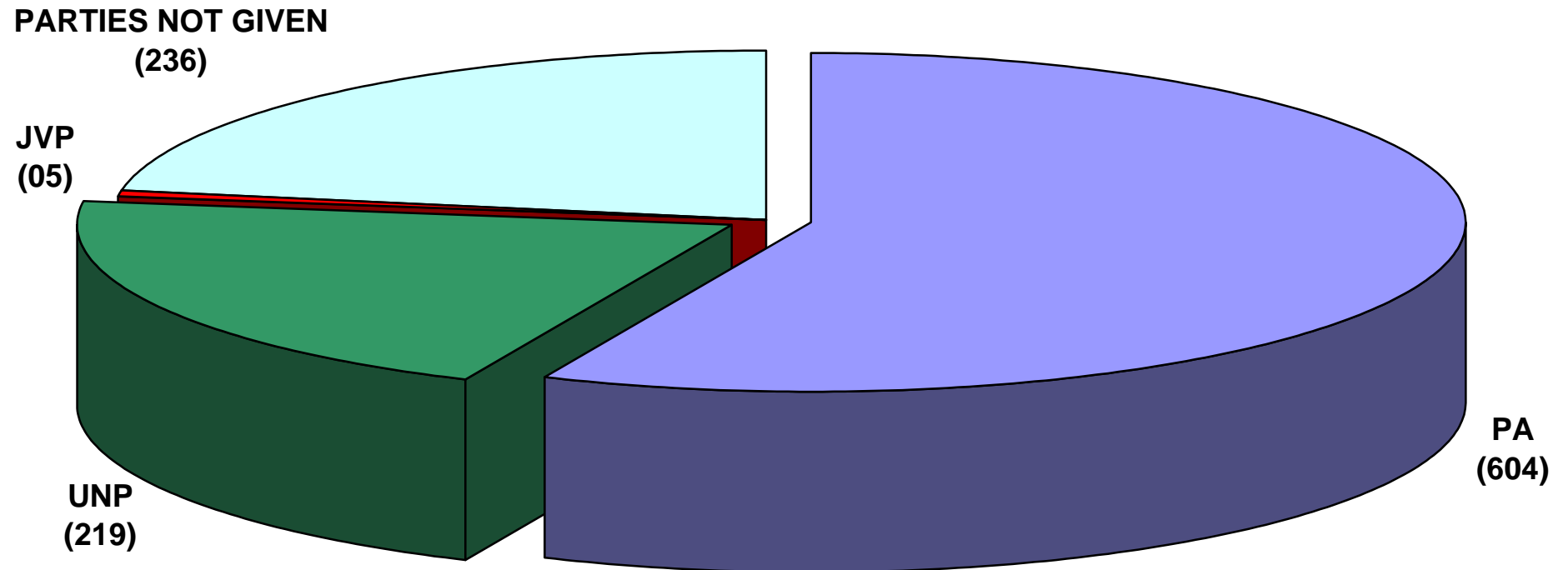
ALL INCIDENTS BY TYPE (2044)



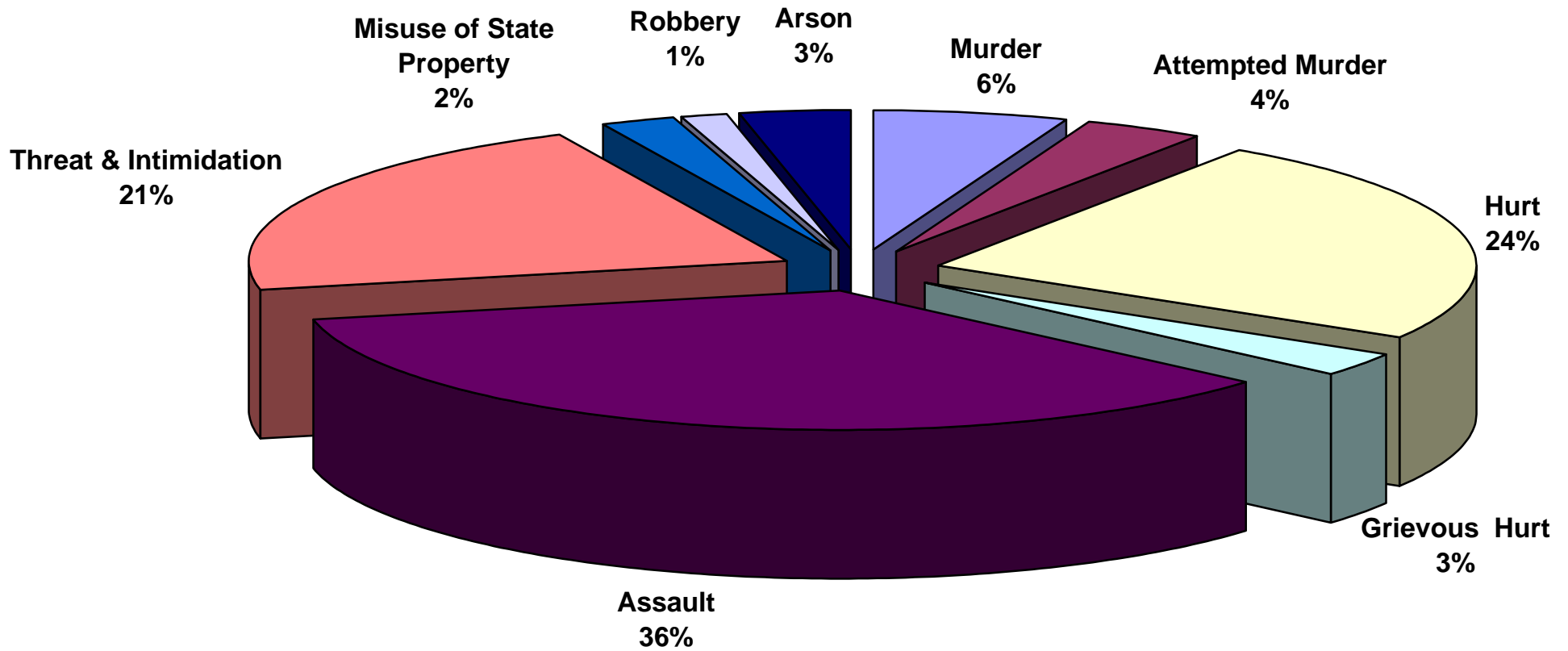
**924 Minor Incidents
(45%)**

**1120 Major Incidents
(55%)**

MAJOR INCIDENTS BY PARTY (1120)



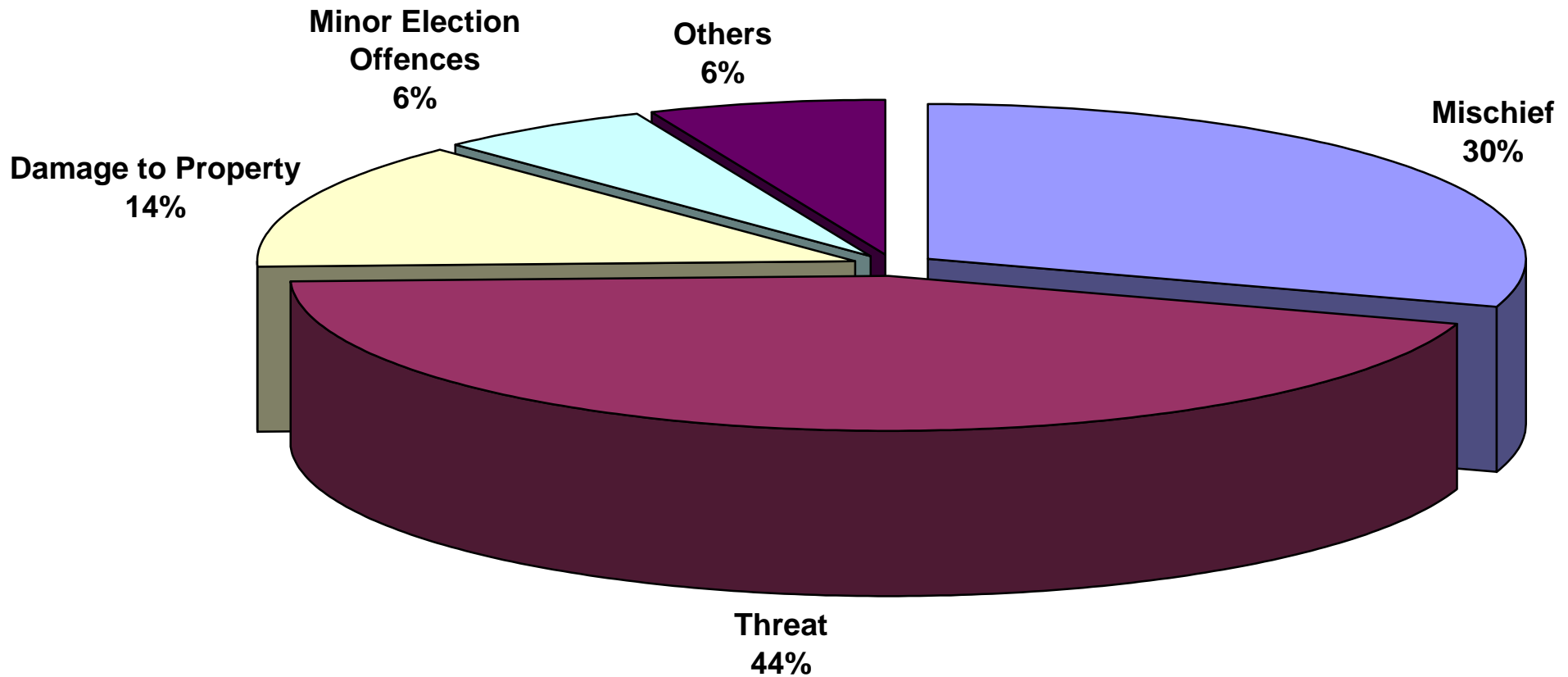
MAJOR INCIDENTS BY TYPE (1120)



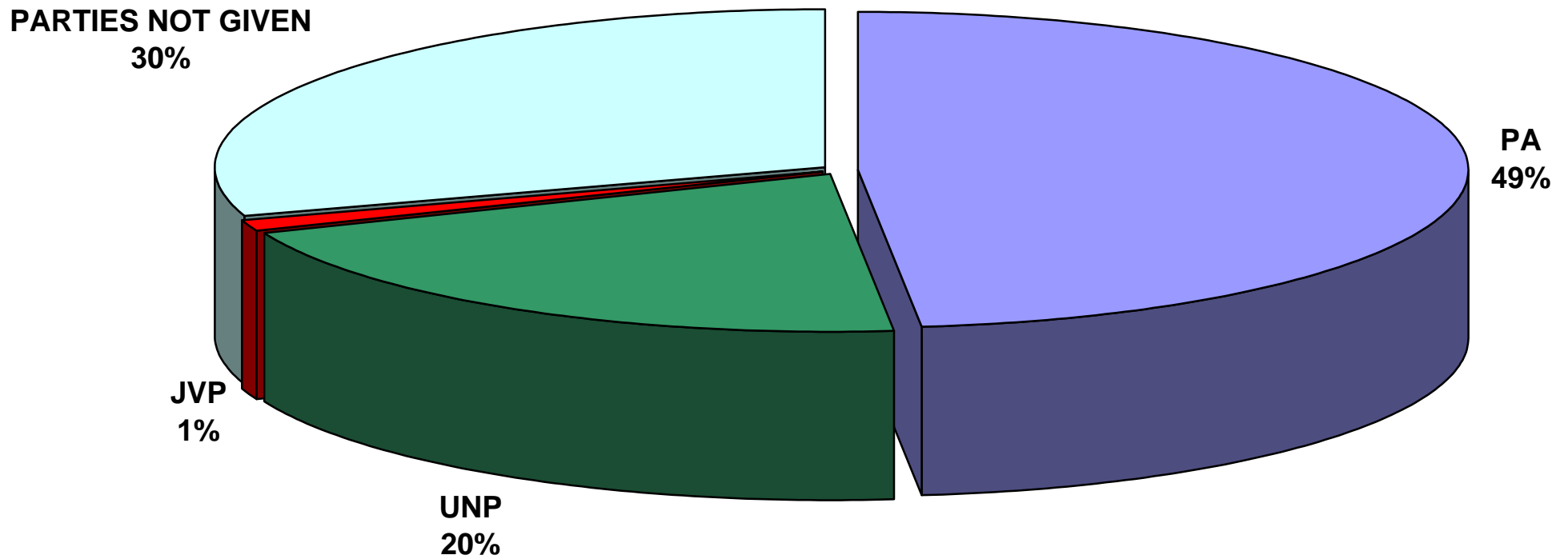
2000 General Election Campaign

Source: Centre for Monitoring Election Violence (CMEV)

MINOR INCIDENTS BY TYPE (924)

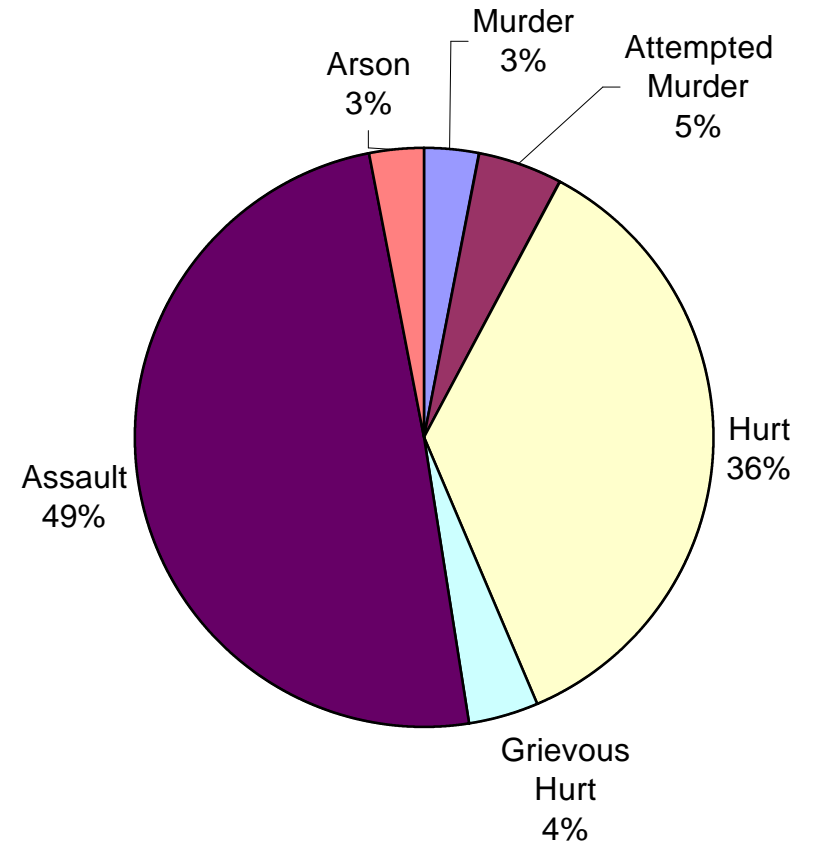
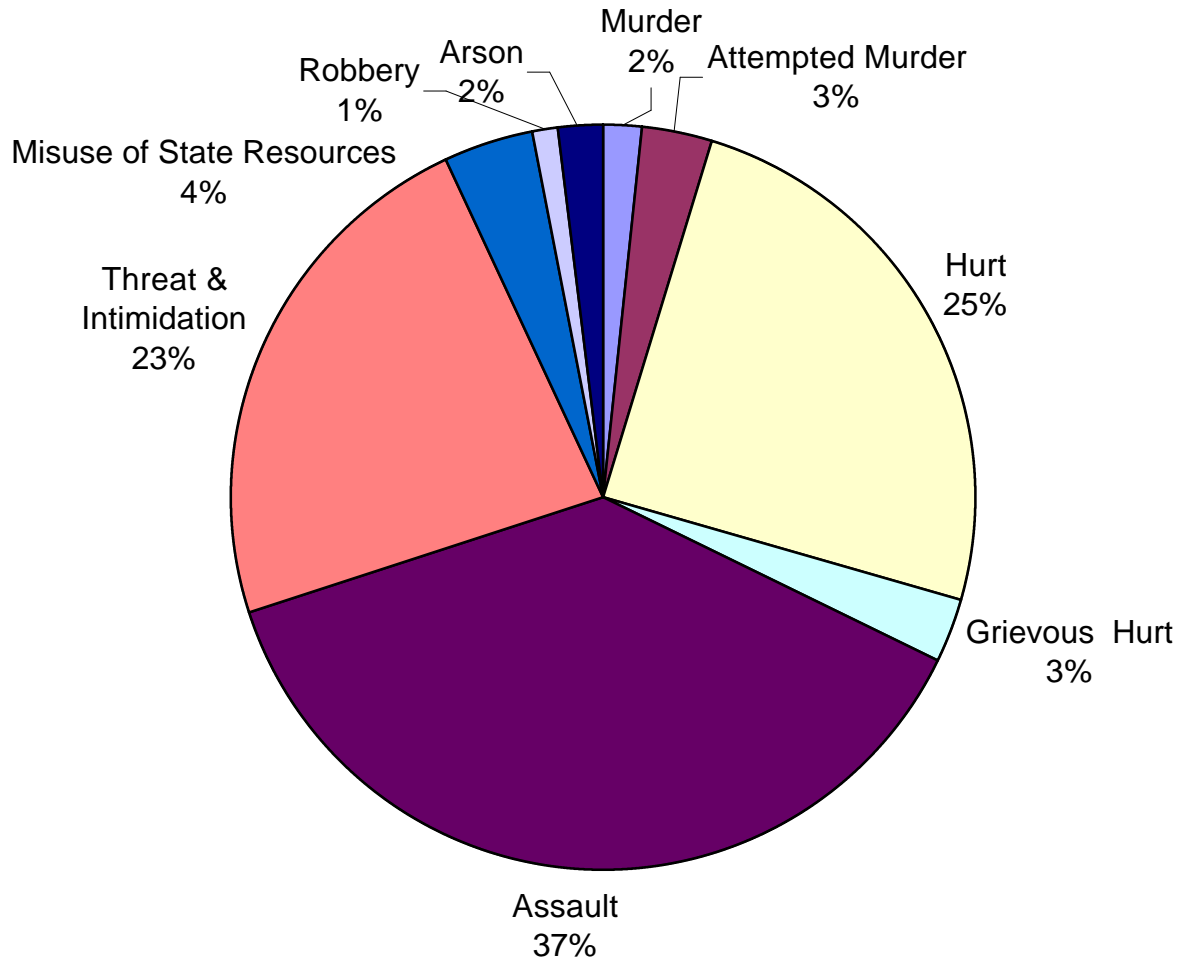


MINOR INCIDENTS BY PARTY (924)



PROFILE OF ALLEGED PA VIOLENCE
(MAJOR 604)

PROFILE OF ALLEGED UNP VIOLENCE
(MAJOR 219)

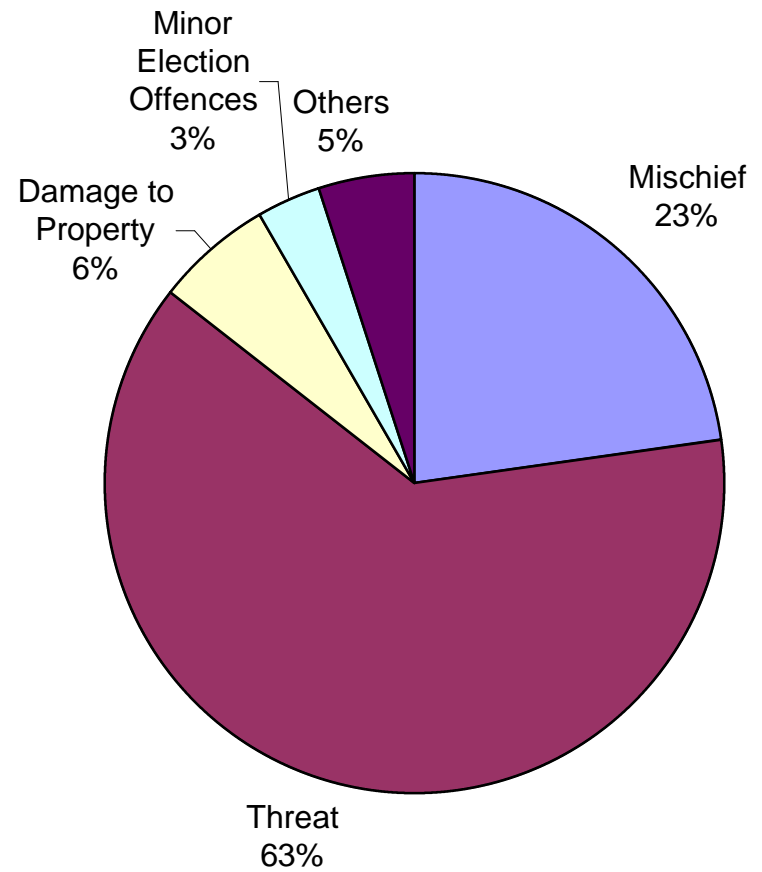
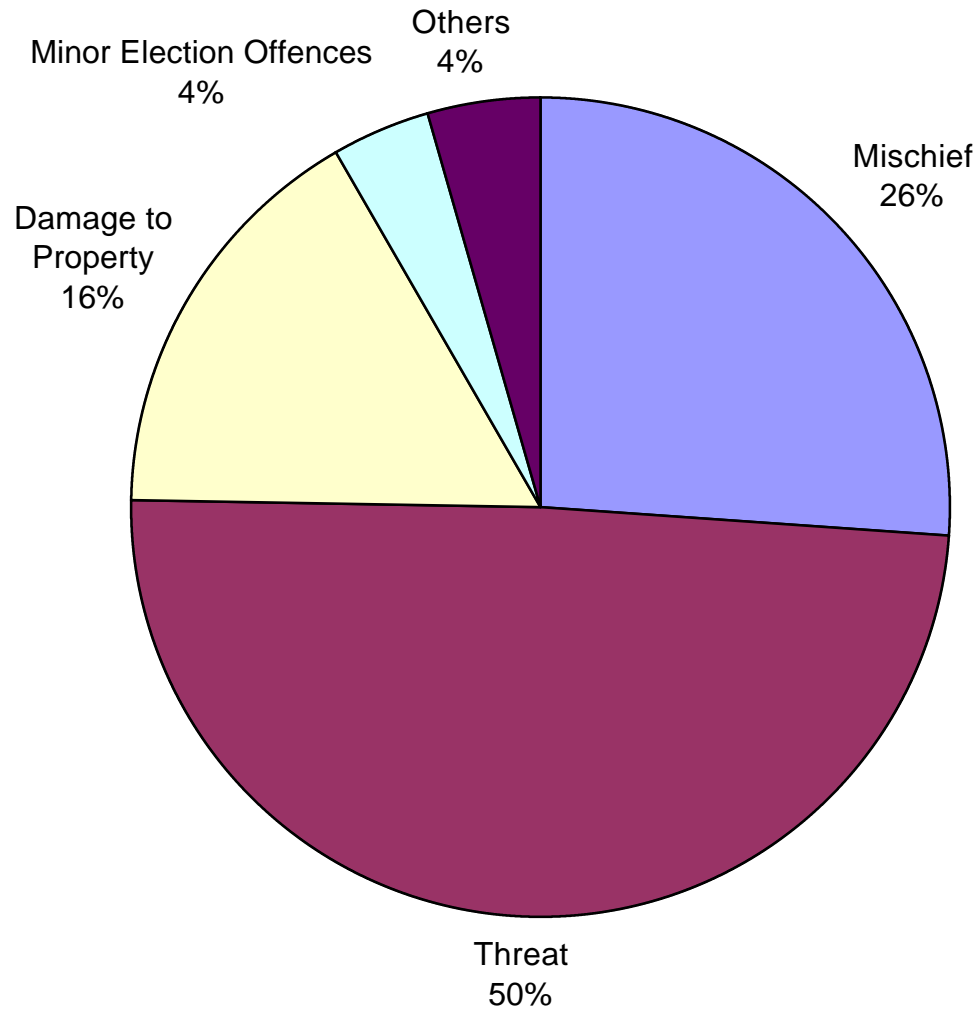


2000 General Election Campaign

Source: Centre for Monitoring Election Violence (CMEV)

PROFILE OF ALLEGED PA VIOLENCE
MINOR INCIDENTS (427)

PROFILE OF ALLEGED UNP VIOLENCE
MINOR INCIDENTS (181)

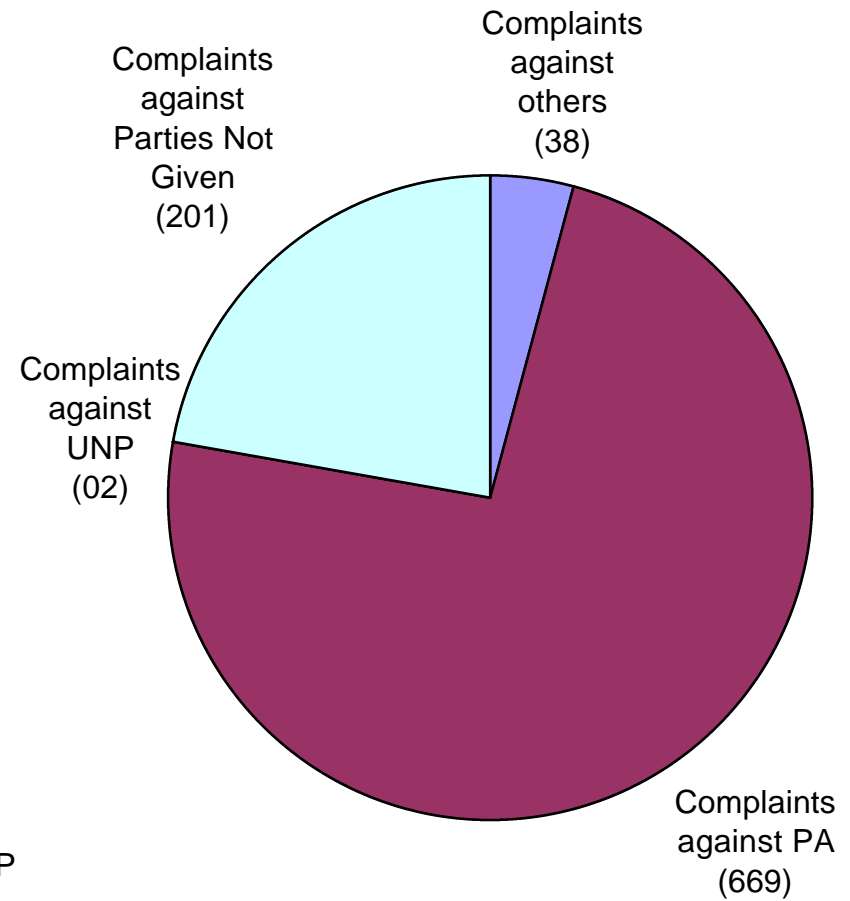
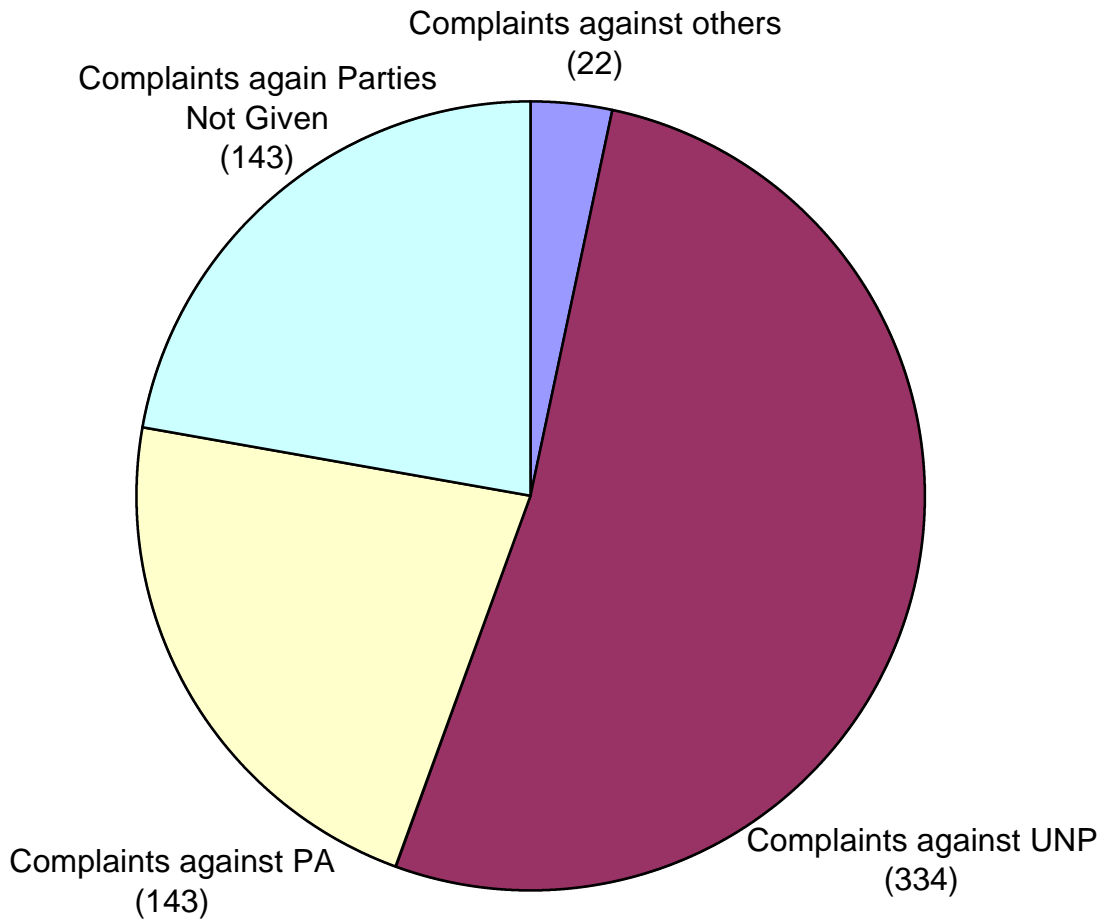


2000 General Election Campaign

Source: Centre for Monitoring Election Violence (CMEV)

COMPLAINTS MADE BY PA

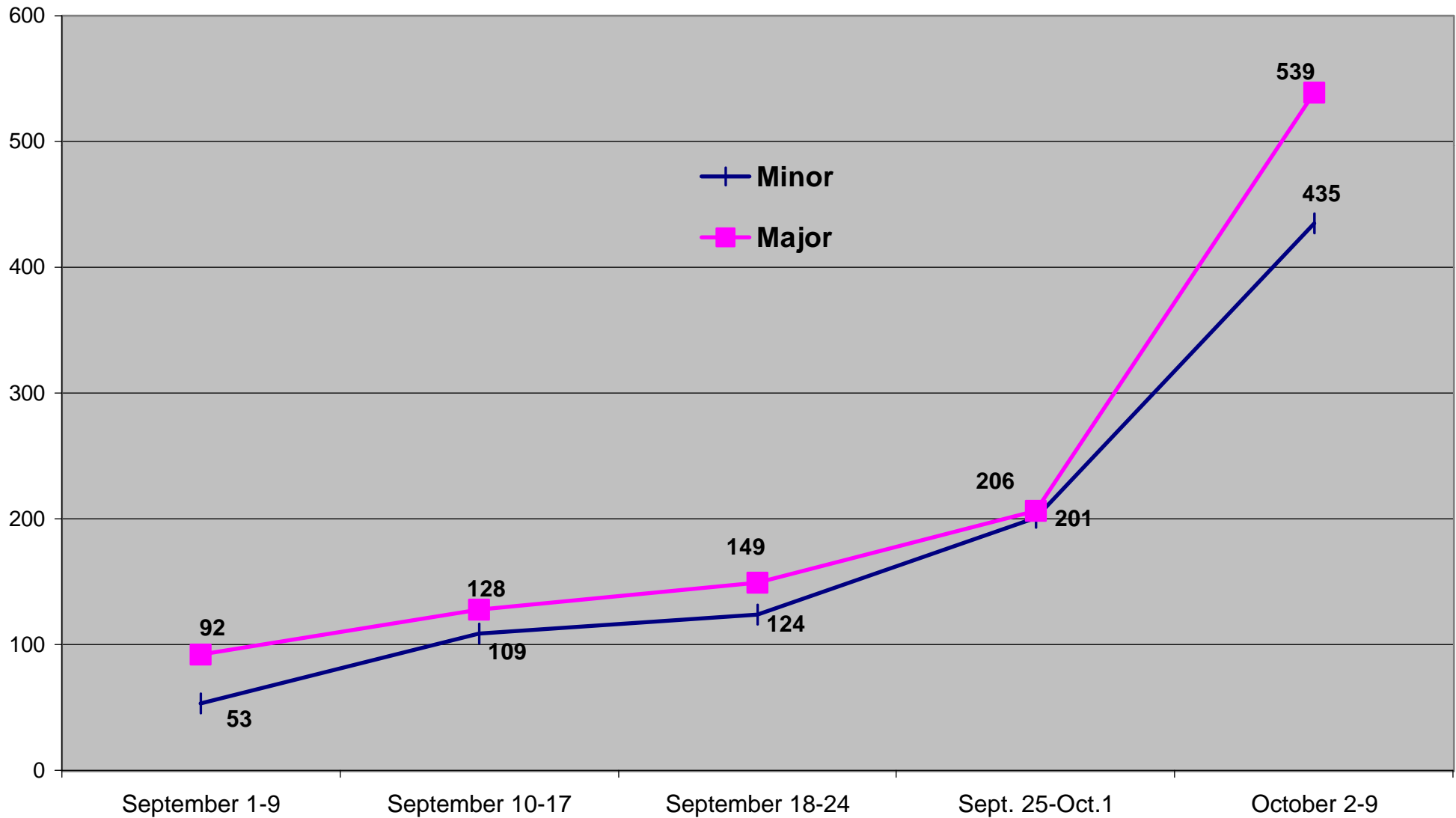
COMPLAINTS MADE BY UNP



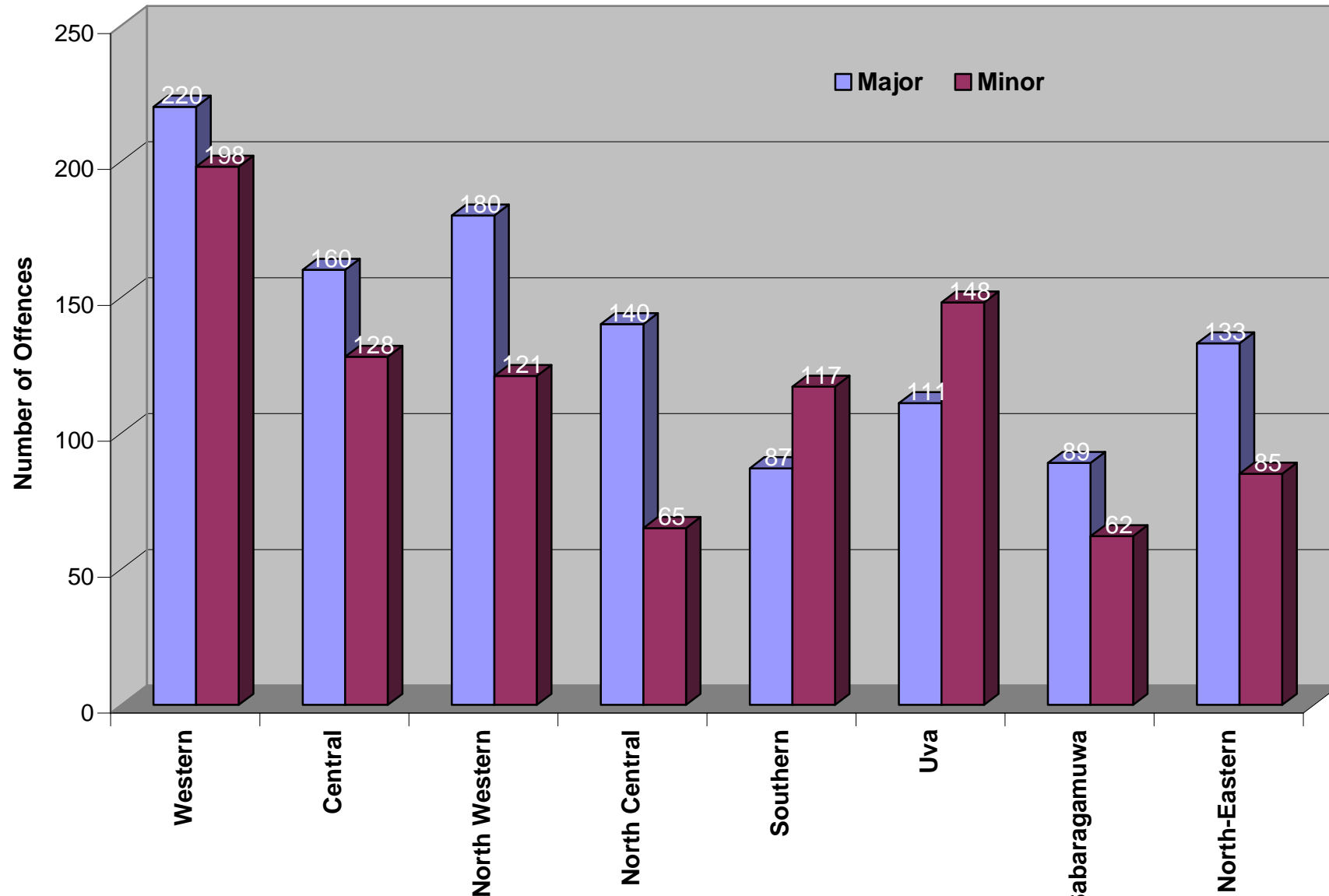
2000 General Election Campaign

Source: Centre for Monitoring Election Violence (CMEV)

WEEKLY PROFILE OF MAJOR AND MINOR VIOLATIONS (Up to 9th October 2000)



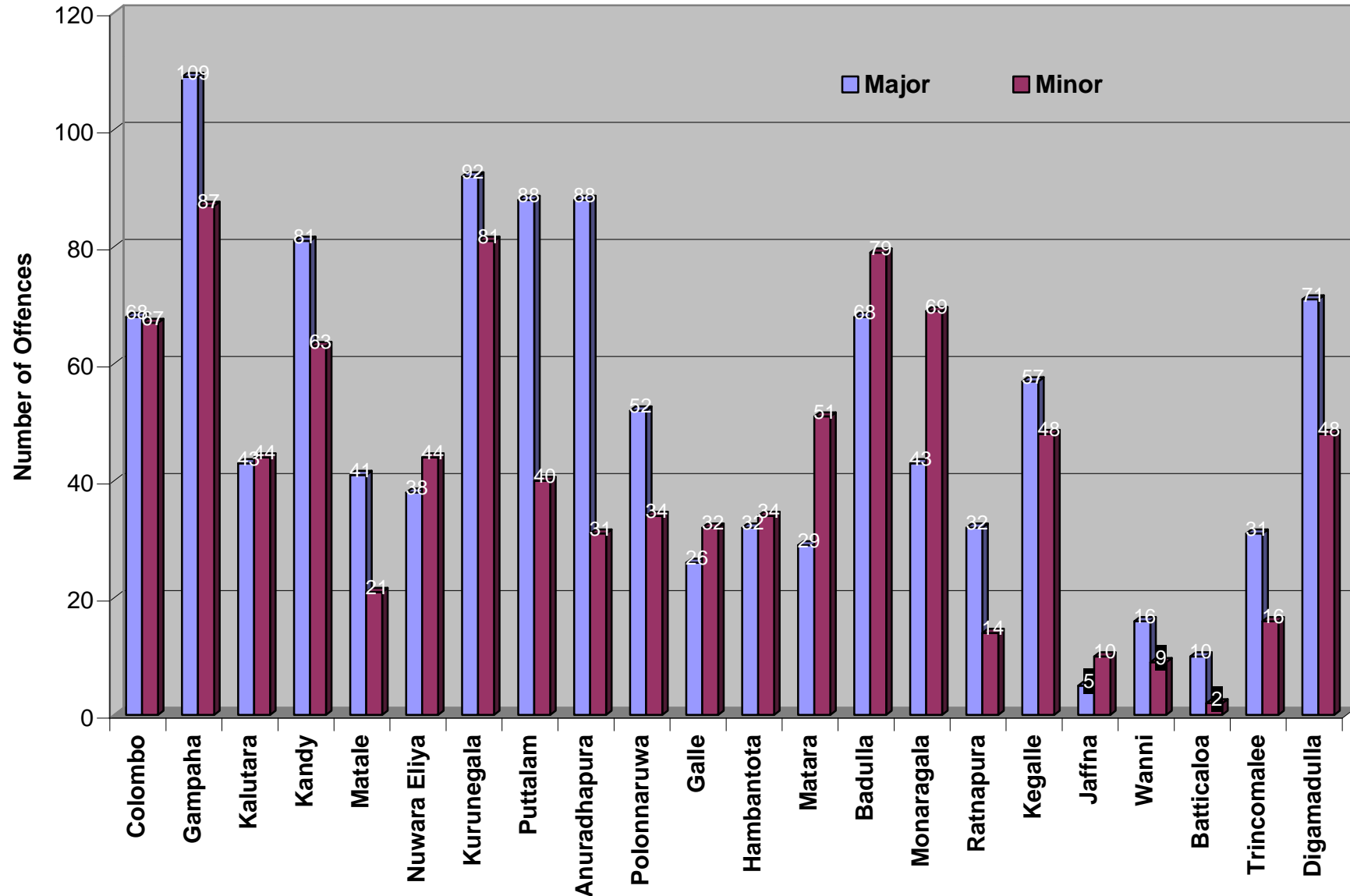
OFFENCES REPORT BY PROVINCE



2000 General Election Campaign

Source: Centre for Monitoring Election Violence (CMEV)

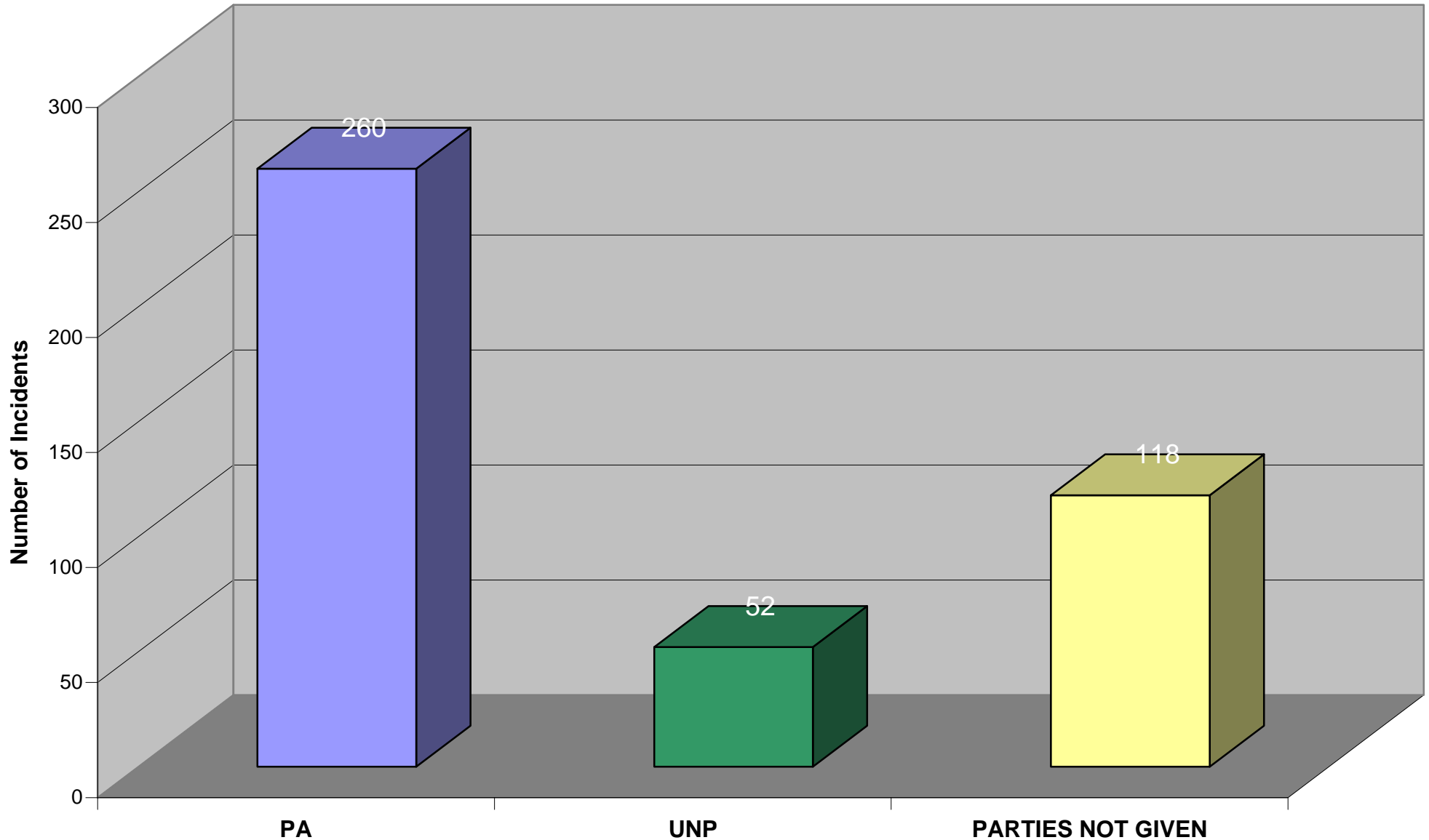
OFFENCES REPORT BY DISTRICT



2000 General Election Campaign

Source: Centre for Monitoring Election Violence (CMEV)

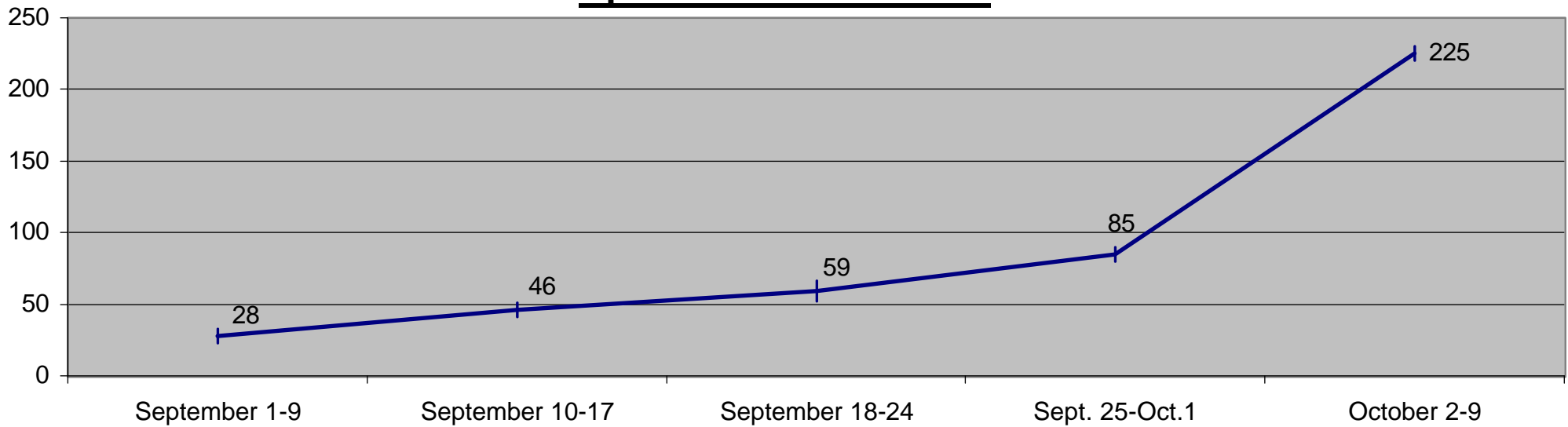
USE OF FIREARMS BY PARTY



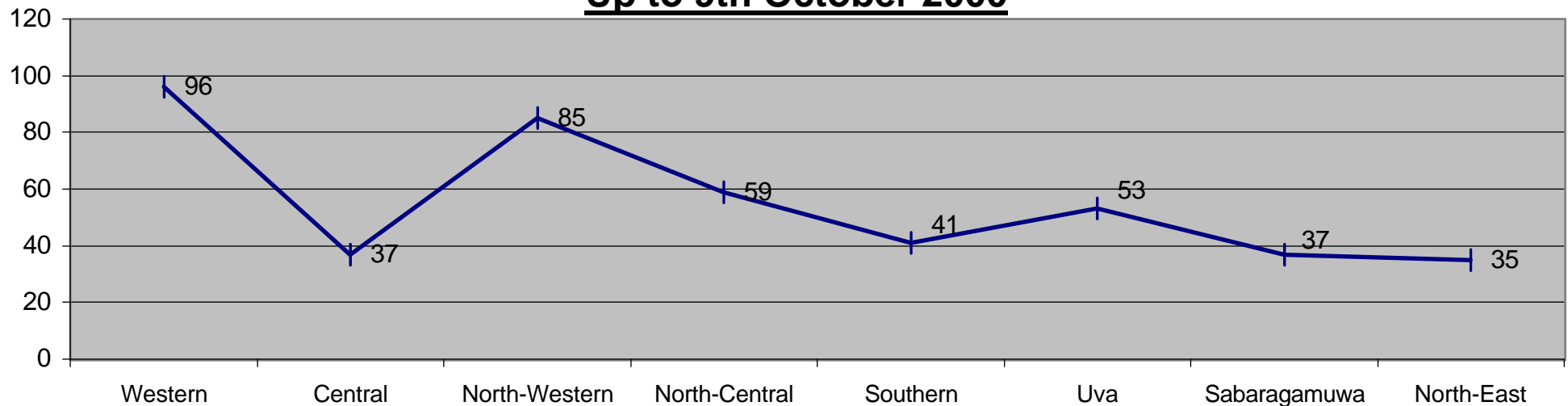
2000 General Election Campaign

Source: Centre for Monitoring Election Violence (CMEV)

USE OF FIREARMS
Up to 9th October 2000



USE OF FIREARMS BY PROVINCE
Up to 9th October 2000



PART TWO: Election Day Violence, Summary of Major Incidents on Election Day and Post Election Violence

The following Table is self-explanatory and indicates the extent of election violations which marked this election as one of the most violent in recent times. Of the 9,541 polling centres islandwide, CMEV was able to monitor 6,173 or 64.7% of the total. Of these, 792 or 12.8% were seriously flawed, which means that one in every eight polling centres monitored was unsatisfactory to the extent that the poll was irrevocably affected at these centres. The Kandy District was clearly the worst affected with 182 flawed centres out of 403 monitored (a staggering 45.1%), followed by Anuradhapura (70 flawed out of 288 monitored, or 24.3%), Puttalam (50 flawed out of 216, or 23.1%) and Nuwara Eliya (59 flawed out of 204 monitored, or 28.9%).

GENERAL ELECTION OCTOBER 2000

Summary by District

ELECTORAL DISTRICT [Number of Incidents of Violence During Campaign]	NO OF POLLING CENTRES	NO OF POLLING CENTRES VISITED	NO OF POLLING CENTRES SERIOUSLY FLAWED	NO OF REGD. VOTERS	NO OF VOTES POLLED (%)	NO OF VOTES POLLED IN FLAWED CENTRES	MAJORITY & VICTORIOUS PARTY	COMMENTS
Colombo [122]	777	728	53	1,385,547	1,036,471 (74.81%)	70,686	48,576 (UNP)	
Kalutara [81]	503	312	--	697,656	570,250 (81.74%)	--	37,960 (PA)	

Gampaha [177]	850	412	58	1,253,416	999,099 (79.71%)	73,504	91,690 (PA)	Attanagalla 120 Votes Stuffed, According to EC
Kandy [139]	619	403	182	794,453	646,676 (79.59%)	189,415	38,659 (PA)	Senkadagala Votes Stuffed 247 Yatinuwara Votes Stuffed 251 Galagedera Centres Annulled 01 Galagedera Votes Stuffed 424 Nawalapitiya Votes Stuffed 350 Patha Dumbara C's Annulled 04 Patha Dumbara Votes Stuffed 2506 Harisspattuwa C's Annulled 03 Harispattuwa Votes Stuffed 917 Kundasale Votes Stuffed 228 Udunuwara Votes Stuffed 307 Gampola C's Annulled 01 Gampola Votes Stuffed 56 Hewaheta C's Annulled 02 Hewaheta Votes Stuffed 1477 Udu Dumbara C's Annulled 02 Udu Dumbara Votes Stuffed 159 TOTAL ANNULLED 13 (16606) VOTES STUFFED 6922
Matale [61]	226	156	33	292,652	233,816 (79.90%)	33,462	18,377 (PA)	Centres Annulled 01 Votes Stuffed 564
Nuwara Eliya [82]	371	204	59	403,406	335,955 (82.87%)	41,286	31,532 (PA)	Hanguranketa Centres Annulled 03 Hanguranketa Votes Stuffed 148 N'Eliya Centres Annulled 01
Kurunegala [173]	819	582	50	1,007,394	796,378 (79.05%)	55,336	26,171 (PA)	Votes Stuffed 154
Puttalam [128]	361	216	50	431,869	301,739 (73.15%)	41,159	20,181 (PA)	Votes Stuffed 510
Anuradhapura [110]	396	288	70	472,651	353,490 (74.78%)	86,399 (24.4%)	24,979 (PA)	Votes Stuffed 249
Polonnaruwa [85]	218	98	12	294,846	187,940 (81.91%)	19,550 (10.4%)	3,035 (UNP)	

Galle [50]	529	429	09	678,507	566,407 (83.5%)	7,839	52,546 (PA)	Relatively free and fair on election day
Hambantota [61]	357	262	22	360,026	283,083 (78.6%)	17,545	8,766 (UNP)	Beliatta Centres Annulled 01 Beliatta Votes Stuffed 202+
Matara [79]	410	266	06	524,651	406,978 (77.6%)	8,951	56,835 (PA)	Votes Stuffed 64 District relatively free and fair on election day
Badulla [145]	457	349	35	475,578	389,203 (81.83%)	31,016	13,179 (UNP)	Votes Stuffed 75
Moneragala [114]	259	138	13	237,935	197,519 (83.01%)	11,719	15,504 (PA)	
Ratnapura [46]	528	272	30	609,655	500,817 (91.85%)	31,204	35,401 (PA)	Centres Annulled 02 Votes Stuffed 43
Kegalle [105]	445	255	51	545,238	434,140 (79.62%)	49,837	25,487 (PA)	Centres Annulled 01 Votes Stuffed 203

Jaffna [16]	435	199	33	623,869	132,733 (21.33%)	17,444	8,819 (EPDP)	
Wanni [24]	179	56	07	213,115	89,797 (42.14%)	5,086	5,868 (TELO)	
Batticaloa [12]	269	143	17	275,485	197,646 (71.74%)	17,982	802 (TULF)	
Trincomalee [47]	219	171	--	206,885	141,772 (68.53%)	--	7,160 (PA)	
Digamadulla [117]	314	234	02	352,537	283,321 (80.37%)	2,112	34,795 (PA)	
TOTAL	9,541	6,173	792			791,480	423,131 (PA)	CENTRES ANNULLED 22 VOTES STUFFED 9,274

Given below are summaries of election day violations which indicate the extent and depth of the violence that took place on October 5, 2000. These were part of the submission made in the Fundamental Rights petition lodged by Arjuna Parakrama which cited the Commissioner of Elections and all party secretaries as respondents (FR 640/2000).

ELECTION DAY: OCTOBER 10, 2000

ELECTORAL DIVISION [Number of Incidents of Violence During Campaign]	NO OF POLLING CENTRES	NO OF POLLING CENTRES VISITED	NO OF POLLING CENTRES SERIOUSLY FLAWED	NO OF REGD. VOTERS	NO OF VOTES POLLED (%)	NO OF VOTES POLLED IN FLAWED CENTRES	MAJORITY & VICTORIOUS PARTY	COMMENTS
Avissawella [07]	52	52	01	90,721	71,283 (78.57%)	1,574 (2.2%)	7,315 (PA)	
Borella [03]	33	33	03	58,676	41,741 (71.14%)	5,294 (12.7%)	5,563 (UNP)	
Colombo Central [13]	92	72	12	152,701	109,894 (71.97%)	15,206	37,164 (UNP)	
Colombo East [04]	35	35	-	66,374	46,473 (70.02%)	-	8,310 (UNP)	
Colombo North[01]	40	40	-	80,510	58,877 (73.13%)	-	19,790 (UNP)	
Colombo West [08]	23	23	02	40,939	26,931 (65.78%)	2,437	10,481 (UNP)	One significant incident at # 4 in close proximity to Temple Trees, where UNP candidate blatantly intimidated and abused by 20 well-built men in presence of the Police.
Dehiwela [05]	33	32	05	58,883	43,357 (73.63%)	5,650	5,287 (UNP)	
Homagama [05]	65	65	-	12,170	91,818 (75.78%)	-	4,600 (PA)	
Kaduwela [18]	66	66	-	130,721	99,389 (76.03%)	-	7,682 (PA)	
Kesbewa [09]	73	73	-	125,802	97,532 (77.53%)	-	4,999 (PA)	
Kolonnawa [10]	58	58	-	99,486	76,610 (77.01%)	-	1,872 (PA)	
Kotte [13]	43	42	03	71,617	53,280 (74.40%)	3,220	1,958 (UNP)	
Maharagama [12]	61	58	03	111,204	84,035 (75.57%)	4,712	8,043 (PA)	
Moratuwa [02]	71	52	15	111,701	87,433 (78.27%)	18,815	1,313 (PA)	The only "electorate" in the Colombo District with significant levels of violence.
Ratmalana [12]	32	27	09	65,042	47,818 (73.52%)	13,778	670 (UNP)	
Colombo District [122]	777	728	53	1,385,547	1,036,471 (74.81%)	70,686	48,576 (UNP)	Relatively calm on election day, but pre-election violence was among the highest.

ELECTORAL DIVISION [Number of Incidents of Violence During Campaign]	NO OF POLLING CENTRES	NO OF POLLING CENTRES VISITED	NO OF POLLING CENTRES SERIOUSLY FLAWED	NO OF REGD. VOTERS	NO OF VOTES POLLED (%)	NO OF VOTES POLLED IN FLAWED CENTRES	MAJORITY & VICTORIOUS PARTY	COMMENTS
Attanagalla [05]	65	10	05	103,895	81,107 (78.07%)	5,872	19,289 (PA)	Less overt intimidation than during the Presidential election. However, an exclusive PA presence visible around polling centres. No 11 – 120 Votes Stuffed (Removed before counting)
Biyagama [10]	59	27	02	90,501	70,331 (77.71%)	2,703	3,776 (PA)	
Divulapitiya [14]	56	24	02	84,780	68,178 (80.42%)	2,888	3,400 (PA)	
Dompe [06]	65	53	04	89,364	69,905 (78.23%)	5,306	10,844 (PA)	
Gampaha [05]	78	32	01	114,218	87,670 (76.76%)	1,703	17,600 (PA)	

Ja ela [18]	70	32	15	106,334	83,062 (78.1%)	18,472	5,081 (PA)	Very badly affected by PA-initiated violence, including a bomb-throwing. In many cases the PA chased out others' polling agents.
Katana [39]	69	40	14	103,105	82,206 (79.73%)	17,692	12,159 (PA)	One of the worst areas in the country. PA supporters assaulted UNPers within polling centre, weapons in evidence. Confrontations with police (which appear to have been won by the PA supporters, led by Jeyaraj Fernandopulle)
Kelaniya [03]	56	30	-	77,681	59,967 (77.20%)	-	689 (PA)	
Mahara [08]	69	35	-	110,100	84,560 (76.80%)	-	10,853 (PA)	
Minwangoda [22]	69	35	05	101,131	80,223 (79.33%)	6,735	8,325 (PA)	
Mirigama [14]	72	34	-	98,681	75,619 (76.63%)	-	3,091 (PA)	
Negombo [19]	60	24	09	84,290	63,340 (75.15%)	10,884	4,157 (UNP)	
Wattala [14]	62	36	01	89,336	70,367 (78.77%)	1,249	3,555 (UNP)	
GAMPAHA DISTRICT [177]	850	412	58	1,253,416	999,099 (79.7%)	73,504	87,395 (PA)	Less violent than in the 1999 Presidential election, with the exception of Ja Ela and Katana.

ELECTORAL DIVISION [Number of Incidents of Violence During Campaign]	NO OF POLLING CENTRES	NO OF POLLING CENTRES VISITED	NO OF POLLING CENTRES SERIOUSLY FLAWED	NO OF REGD. VOTERS	NO OF VOTES POLLED (%)	NO OF VOTES POLLED IN FLAWED CENTRES	MAJORITY & PARTY VICTORIOUS	COMMENTS
Agalawatta [16]	77	35	-	83,947	65,766 (78.34%)	-	866 (PA)	
Bandaragama [05]	68	34	-	95,223	77,140 (81.01%)	-	8,426 (PA)	
Beruwela [09]	65	42	-	89,742	72,418 (80.70%)	-	787 (PA)	
Bulathsinhala [03]	51	30	-	67,198	53,828 (80.10%)	-	1,991 (PA)	
Horana [14]	61	31	-	88,937	73,170 (82.27%)	-	9,400 (PA)	
Kalutara [11]	58	50	-	92,550	72,554 (78.39%)	-	4,855 (PA)	
Matugama [14]	60	45	-	85,838	66927(77.07%)	-	4,450 (PA)	
Panadura [09]	63	45	-	94,221	74,405 (78.97%)	-	4,854(PA)	
KALUTARA DISTRICT [81]	503	312	-	697,656	570,250 (81.74%)	-	37,960 (PA)	Relatively calm on election day. However, some areas have been marred by serious post-election violence, including 01 murder.

ELECTORAL DIVISION [Number of Incidents of Violence During Campaign]	NO OF POLLING CENTRES	NO OF POLLING CENTRES VISITED	NO OF POLLING CENTRES SERIOUSLY FLAWED	NO OF REGD. VOTERS	NO OF VOTES POLLED (%)	NO OF VOTES POLLED IN FLAWED CENTRES	MAJORITY & PARTY VICTORIOUS	COMMENTS
Galagedara [17]	41	33	17	46,621	36,456 (76.88%)	13,986	652 (PA)	26 Annulled: 1097 Voters No 33, 35, 19, 36, 41 – 146 +155 + 15 +82 + 26 = 424 Votes Stuffed (Removed before counting) Identified by CMEV as an (electoral) polling division which should be annulled.
Gampola [20]	54	47	34	73,137	58,377 (77.77%)	35,528	9,371 (PA)	49 Annulled = 1553 Voters No 03, 41 – 48 + 08 = 56 Votes Stuffed (Removed before counting) Identified by CMEV as an (electoral) polling division which should be annulled.
Harispattuwa [14]	93	51	27	120,150	93,852 (76.37%)	28,636	1,651 (UNP)	09, 73, 85 Annulled = 3186 Voters No 90, 07, 08, 18, 28, 30, 51 – 100 + 450 + 134 + 32 + 04 + 10 + 187 = 917 Votes Stuffed (Removed before counting) Identified by CMEV as an (electoral) polling division which should be annulled.
Hewaheta [09]	47	37	12	55,180	42,010 (74.40%)	10,853	2,674 (PA)	20, 25 Annulled = 1607 Voters No 27(M), 27F), 13M), 13(F), 14, 35, 44 – 101 + 250 + 450 + 177 + 300 + 97 + 102 = 1477 Votes Stuffed (Removed before counting)

Kandy [21]	25	19	03	34,410	26,293 (76.08%)	4,664	5,206 (UNP)	
Kundasale [05]	40	16	09	65,317	53,021 (78.63%)	9,364	200 (UNP)	No 19, 10, 04 – 163 + 45 + 20 = 228 Votes Stuffed (Removed before counting)
Nawalapitiya [14]	47	12	11	69,098	55,996 (79.11%)	12,786	14,170 (PA)	No 32, 1 – 150 + 200 = 350 Votes Stuffed (Removed before counting) Identified by CMEV as an (electoral) polling division which should be annulled.
Patha Dumbara [13]	48	32	26	64,618	46,272 (71.6%)	23,922	10,430 (PA)	6, 23 41, 47 Annulled = 6250 Votes No 21 (M), 21 (F), 37,15, 20, 43, 21/2(F), 42, 48 – 451 + 250 + 222 + 150 + 287 + 46 + 250 + 650 + 200 = 2506 Votes Stuffed (Removed before counting) Identified by CMEV as an (electoral) polling division which should be annulled.
Senkadagala [03]	41	24	05	59,187	46,366 (77.23%)	7,547	2,754 (UNP)	1, 23, 44 Stuffing -- 50 + 95 + 102 Votes (removed before counting)
Teldeniya [01]	34	19	01	36,214	29,714 (80.24%)	624	3,508 (PA)	

Udu Dumbara [12]	48	36	18	46,840	36,589 (76.08%)	14,341	4,072 (PA)	31, 43 Annulled = 2913 Votes No 34, 22, 24 – 51 + 10 + 98 = 159 Votes Stuffed (Removed before counting) Identified by CMEV as an (electoral) polling division which should be annulled.
Udunuwara [03]	56	39	06	62,497	50,843 (79.65%)	5,634	397 (PA)	No 15, 39,56 – 31 + 126 +150 = 307 Votes Stuffed (Removed before counting)
Yatinuwara [07]	45	38	13	62,747	50,399 (78.38%)	21,530	1,388 (PA)	No 22, 26, 42 – 50 + 35 +166 = 251 Votes Stuffed (Removed before counting)
KANDY DISTRICT [139]	619	403	182	794,453	646,676 (79.59%)	189,415	38,659 (PA)	Widely accepted as the most flawed province, where the election result has little meaning.

ELECTORAL DIVISION [Number of Incidents of Violence During Campaign]	NO OF POLLING CENTRES	NO OF POLLING CENTRES VISITED	NO OF POLLING CENTRES SERIOUSLY FLAWED	NO OF REGD. VOTERS	NO OF VOTES POLLED (%)	NO OF VOTES POLLED IN FLAWED CENTRES	MAJORITY & PARTY VICTORIOUS	COMMENTS
Dambulla [14]	75	37	08	99,756	77,141 (77.33%)	6,930	4,566 (PA)	
Laggala [05]	54	40	08	54,910	43,571 (79.35%)	7,889	8,751 (PA)	48 Annulled = 861 No 48 – 542 Votes Stuffed [1641 Total for Centre 42% stuffed] (Removed before counting)
Matale [20]	40	26	04	65,389	48,960 (74.87%)	3,997	2,212 (UNP)	No 157 – 22 Votes Stuffed (Removed before counting)

Rattota [22]	57	53	13	72,597	56,584 (77.97%)	14,646	6,284 (PA)	
MATALE DISTRICT [61]	226	156	33	292,652	233,816 (79.9%)	33,462	18,377 (PA)	

ELECTORAL DIVISION [Number of Incidents of Violence During Campaign]	NO OF POLLING CENTRES	NO OF POLLING CENTRES VISITED	NO OF POLLING CENTRES SERIOUSLY FLAWED	NO OF REGD. VOTERS	NO OF VOTES POLLED (%)	NO OF VOTES POLLED IN FLAWED CENTRES	MAJORITY & PARTY VICTORIOUS	COMMENTS
Hanguranketa [06]	63	19	19	58,045	49,248 (83.68%)	12,267	22,389 (PA)	01, 18, 63 Annulled = 2119 Voters No 30, 06, 16 – 01 + 83 + 64 =148 Votes Stuffed (Removed before counting)
Kotmale [07]	58	35	13	60,203	48,218 (80.09%)	9,599	1,340 (PA)	
N'Eliya/ Maskeliya [47]	185	117	17	219,734	178,194 (80.65%)	14,320	3,934 (PA)	118 Annulled = 537 Voters
Walapane [22]	65	33	10	65,424	53,566 (81.87%)	5,100	3,246 (PA)	
N'ELIYA DISTRICT [82]	371	204	59	403,406	335,955 (82.87%)	41,286	31,532 (PA)	

ELECTORAL DIVISION [Number of Incidents of Violence During Campaign]	NO OF POLLING CENTRES	NO OF POLLING CENTRES VISITED	NO OF POLLING CENTRES SERIOUSLY FLAWED	NO OF REGD. VOTERS	NO OF VOTES POLLED (%)	NO OF VOTES POLLED IN FLAWED CENTRES	MAJORITY & PARTY VICTORIOUS	COMMENTS
Akmeemana [03]	53	48	-	71,256	57,363 (80.50%)	-	7,497 (PA)	
Ambalangoda [04]	46	48	-	60,173	47,916 (79.63%)	-	3,995 (PA)	
Baddegama [07]	66	34	-	78,867	64,033 (81.19%)	-	8,297 (PA)	
Balapitiya [00]	39	39	-	46,935	34,539 (73.59%)	-	1,161 (PA)	
Bentara-Elpitya [08]	60	51	01	77,093	61,473 (79.84%)	1,043	7,430 (PA)	
Galle [05]	46	46	03	65,313	49,175 (75.29%)	2,721	2,347 (UNP)	
Habaraduwa [04]	57	32	01	69,196	53,358 (77.11%)	936	6,335 (PA)	
Hiniduma [14]	64	59	04	81,128	68,908 (84.94%)	3,139	7,649 (PA)	
Karandeniya [04]	44	32	-	58,321	45,540 (78.09%)	-	3,544 (PA)	
Ratgama [01]	54	40	-	70,225	54,082 (77.01%)	-	6,709 (PA)	
GALLE DISTRICT	529	429	09	678,507	566,407 (83.5%)	7,839	52,546	

ELECTORAL DIVISION [Number of Incidents of Violence During Campaign]	NO OF POLLING CENTRES	NO OF POLLING CENTRES VISITED	NO OF POLLING CENTRES SERIOUSLY FLAWED	NO OF REGD. VOTERS	NO OF VOTES POLLED (%)	NO OF VOTES POLLED IN FLAWED CENTRES	MAJORITY & PARTY VICTORIOUS	COMMENTS
Beliatla [10]	72	65	15	69,413	53,122 (76.53%)	11,476	2,185 (PA)	22 Annulled = 541 Nos. 38, 44, 27, 20 – 41 + 152 +09 + One Ballot Box =202 Votes Stuffed (Removed before counting)
Mulkirigala [13]	80	74	05	80,283	62,884 (78.33%)	4,168	2,008 (UNP)	
Tangalla [09]	86	48	-	91,814	73,017 (79.53%)	-	1,160 (UNP)	
Tissamaharama [29]	119	75	02	118,516	94,060 (79.36%)	1,901	7,988 (UNP)	
HAMBANTOTA DISTRICT	357	262	22	360,026	283,083 (78.6%)	17,545	8,766 (UNP)	

ELECTORAL DIVISION [Number of Incidents of Violence During Campaign]	NO OF POLLING CENTRES	NO OF POLLING CENTRES VISITED	NO OF POLLING CENTRES SERIOUSLY FLAWED	NO OF REGD. VOTERS	NO OF VOTES POLLED (%)	NO OF VOTES POLLED IN FLAWED CENTRES	MAJORITY & PARTY VICTORIOUS	COMMENTS
Akuressa [11]	59	44	-	78,408	62,468 (79.67%)	-	9,011 (PA)	
Deniyaya [15]	57	34	-	76,101	61,799 (81.21%)	-	5,620 (PA)	
Devinuwara [10]	58	35	05	69,003	52,243 (75.71%)	6,454	6,437 (PA)	No 51 – 64 Votes Stuffed (Removed before counting)
Hakmana [09]	58	33	-	76,562	59,161(77.27%)	-	6,908 (PA)	
Kamburupitya [03]	60	44	-	71,211	54,364 (76.34%)	-	9,199 (PA)	
Matara [13]	55	41	-	73,737	57,076 (77.40%)	-	9,030 (PA)	
Weligama [18]	63	35	01	79,629	59,847 (75.16%)	2,497	9,332 (PA)	
MATARA DISTRICT	410	266	06	524,651	406,978 (77.6%)	8,951	56,835 (PA)	

ELECTORAL DIVISION [Number of Incidents of Violence During Campaign]	NO OF POLLING CENTRES	NO OF POLLING CENTRES VISITED	NO OF POLLING CENTRES SERIOUSLY FLAWED	NO OF REGD. VOTERS	NO OF VOTES POLLED (%)	NO OF VOTES POLLED IN FLAWED CENTRES	MAJORITY & PARTY VICTORIOUS	COMMENTS
A'pura East [12]	57	48	02	70,735	52,580 (74.33%)	1,815 (3.9%)	2, 253 (PA)	
A'pura West [19]	65	40	02	75,498	55,029 (72.89%)	2,749 (3.6%)	1,501 (UNP)	
Horawpatana [11]	49	34	22	60,605	45,422 (74.95%)	27,805 (45.9%)	1,112 (PA)	
Kekirawa [07]	49	41	15	60,379	46,743 (77.42%)	17,314 (28.6%)	902 (PA)	
Kalawewa [33]	69	54	25	93,423	70,961 (75.96%)	34,996 (37.5%)	10,272 (PA)	No 19 & 20: 87 +162 = 249 Votes Stuffed (Removed before counting)
Medawachchiya [19]	62	41	-	63,651	46,009 (72.28%)	-	6,212 (PA)	
Mihintale [09]	45	30	02	48,370	36,746 (75.97%)	1,720 (3.7%)	2,727 (PA)	
A'PURA DISTRICT [110]	396	288	70	472,651	353,490 (74.78%)	86,399 (24.4%)	24,979 (PA)	

ELECTORAL DIVISION [Number of Incidents of Violence During Campaign]	NO OF POLLING CENTRES	NO OF POLLING CENTRES VISITED	NO OF POLLING CENTRES SERIOUSLY FLAWED	NO OF REGD. VOTERS	NO OF VOTES POLLED (%)	NO OF VOTES POLLED IN FLAWED CENTRES	MAJORITY & PARTY VICTORIOUS	COMMENTS
Medirigiriya [16]	55	-	-	61,872	49,352 (79.76%)	-	1,138 (UNP)	
Minneriya [13]	61	47	02	63,895	50,924 (79.70%)	2,506 (3.9%)	1,679 (UNP)	
Polonnaruwa [56]	102	51	10	103,667	81,615 (78.73%)	17,044 (16.4%)	218 (UNP)	
POLONNARUWA DISTRICT [85]	218	98	12	294,846	187,940 (81.91%)	19,550 (10.4%)	3,035 (UNP)	

ELECTORAL DIVISION [Number of Incidents of Violence During Campaign]	NO OF POLLING CENTRES	NO OF POLLING CENTRES VISITED	NO OF POLLING CENTRES SERIOUSLY FLAWED	NO OF REGD. VOTERS	NO OF VOTES POLLED (%)	NO OF VOTES POLLED IN FLAWED CENTRES	MAJORITY & PARTY VICTORIOUS	COMMENTS
Bingiriya [06]	60	30	-	70,198	54,837 (78.12%)	-	1,844 (PA)	
Dambadeniya [08]	64	37	-	78,230	81,628 (78.78%)	-	3,338 (PA)	
Dodangaslanda [08]	45	40	-	56,942	42,818 (75.20%)	-	1,257 (PA)	

Galgamuwa [19]	62	48	04	81,448	62,555 (76.81%)	4,211	6,592 (PA)	
Hiriyala [19]	56	53	07	76,763	57,356 (74.72%)	8,181	2,453 (UNP)	No 52, 42 – 113 +03 = 116 Votes Stuffed (Removed before counting)
Katugampola [06]	65	46	-	77,549	60,606 (78.15%)	--	7,319 (PA)	
Kuliyapitiya [06]	68	45	06	79,777	60,944 (76.39%)	6,296	1,196 (UNP)	
Kurunegala [10]	46	40	02	68,296	51,679 (75.67%)	2,978	2,220 (UNP)	
Mawathagama [11]	55	48	01	69,153	51,532 (74.52%)	1,422	1,432 (UNP)	
Nikaweratiya [22]	63	42	07	74,822	56,621 (75.67%)	8,065	3,079 (PA)	No 63 – 38 Votes Stuffed (Removed before counting)
Panduwasnuwara [15]	65	40	04	60,131	46,171 (76.78%)	4,075	1,501 (PA)	
Polgahawela [15]	53	36	03	63,613	48,441 (76.15%)	2,804	663 (PA)	
Wariyapola [20]	50	46	09	61,292	76,387 (75.68%)	9,449	2,552 (PA)	
Yapahuwa [08]	67	31	07	89,198	67,454 (75.62%)	7,858	2,605 (PA)	
KURUNEGALA [173]	819	552	50	1,007,394	796,378 (79.05%)	55,336	26,171 (PA)	

ELECTORAL DIVISION [Number of Incidents of Violence During Campaign]	NO OF POLLING CENTRES	NO OF POLLING CENTRES VISITED	NO OF POLLING CENTRES SERIOUSLY FLAWED	NO OF REGD. VOTERS	NO OF VOTES POLLED (%)	NO OF VOTES POLLED IN FLAWED CENTRES	MAJORITY & PARTY VICTORIOUS	COMMENTS
Anamaduwā [31]	86	42	20	85,002	59,825 (70.38%)	15,524	9,676 (PA)	No 42 – 351 [1654 Total Votes] Votes Stuffed (Removed before counting)
Chilaw [49]	78	35	11	89,050	66,017 (73.64%)	8,307	2,014 (PA)	
Nattandiya [06]	57	32	08	90,023	51,612 (73.70%)	7,219	5,567 (PA)	
Puttalam Kalpitiya [34]	69	44	07	82,077	57,483 (70.04%)	6,826	1,535 (UNP)	No 5 – 159 Votes Stuffed (Removed before counting)
Wennappuwa [08]	71	63	04	85,717	60,678 (70.79%)	3,283	3,928 (PA)	
PUTTALAM DISTRICT	361	216	50	431,869	301,739 (73.15%)	41,159	20,181 (PA)	The fact the violence was one-sided and most clearly evidenced in the polling division that was most flawed raises serious concerns as to the validity of the result

ELECTORAL DIVISION [Number of Incidents of Violence During Campaign]	NO OF POLLING CENTRES	NO OF POLLING CENTRES VISITED	NO OF POLLING CENTRES SERIOUSLY FLAWED	NO OF REGD. VOTERS	NO OF VOTES POLLED (%)	NO OF VOTES POLLED IN FLAWED CENTRES	MAJORITY & PARTY VICTORIOUS	COMMENTS
Badulla [32]	39	39	07	43,882	33,295 (75.87%)	6,101	1,328 (PA)	
Bandarawela [13]	52	30	01	63,837	49,805 (74.02%)	1,058	1,076 (UNP)	
Viyaluwa [07]	45	39	06	39,779	30,777 (77.37%)	4,415	202 (PA)	No 18 – 75 [443 Total Voters: 22%] Votes Stuffed (Removed before counting)
Haliela [10]	48	30	01	58,886	42,032 (79.51%)	1,218	250 (PA)	
Haputale [19]	54	42	04	50,052	38,919 (77.75%)	3,130	2,731 (UNP)	
Mahiyanganaya [53]	69	60	08	68,260	53,409 (78.24%)	8,208	11,058 (UNP)	
Passara [06]	50	36	02	49,102	38,897 (76.12%)	1,906	1,643 (UNP)	
Uva Paranagama [00]	48	30	03	50,535	41,594 (81.98%)	3,101	580 (PA)	
Welimada [05]	52	43	03	57,245	46,552 (81.32%)	1,879	716 (UNP)	
BADULLA DISTRICT	463	349	35	475,578	389,203 (81.83%)	31,016	13,179 (UNP)	

ELECTORAL DIVISION [Number of Incidents of Violence During Campaign]	NO OF POLLING CENTRES	NO OF POLLING CENTRES VISITED	NO OF POLLING CENTRES SERIOUSLY FLAWED	NO OF REGD. VOTERS	NO OF VOTES POLLED (%)	NO OF VOTES POLLED IN FLAWED CENTRES	MAJORITY & PARTY VICTORIOUS	COMMENTS
Bibile [29]	70	33	03	60,633	48,036(79.23%)	2597	2,989(PA)	
Monaragala [25]	85	31	05	75,537	59,683(79.01%)	4810	8,605(PA)	
Wellawaya [60]	104	74	05	101,765	83,534(82.09%)	4312	3301(PA)	
MONARAGALA DISTRICT	259	138	13	237,935	197,519 (83.01%)	11,719	15,504 (PA)	

ELECTORAL DIVISION [Number of Incidents of Violence During Campaign]	NO OF POLLING CENTRES	NO OF POLLING CENTRES VISITED	NO OF POLLING CENTRES SERIOUSLY FLAWED	NO OF REGD. VOTERS	NO OF VOTES POLLED (%)	NO OF VOTES POLLED IN FLAWED CENTRES	MAJORITY & PARTY VICTORIOUS	COMMENTS
Balangoda [00]	78	30	04	80,091	64,455 (80.48%)	3,849	5,622 (PA)	03, 08 Annulled = 1880 Voters
Eheliyagoda [00]	61	36	04	77,695	62,085 (79.91%)	3,874	3,900 (PA)	No 05 – 43 Votes Stuffed (Removed before counting)

Kalawana [04]	47	38	01	47,608	40,483 (85.03%)	1,025	5,998 (PA)	
Kolonna [06]	84	40	10	102,876	83,192 (80.87%)	10,415	2,873 (PA)	
Niwitigala [20]	62	30	05	71,885	61,179 (85.11%)	6,047	7,736 (PA)	
Pelmadulla [01]	52	40	01	60,350	51,178 (84.80%)	1,500	5,178 (PA)	
Rakwana [06]	68	24	04	77,040	62,838 (81.57%)	3,119	812 (PA)	
Ratnapura [09]	76	34	01	92,110	75,408 (81.87%)	1,375	6,792 (PA)	
RATNAPURA DISTRICT	528	272	30	609,655	500,817 (91.85%)	31,204	35,401 (PA)	

ELECTORAL DIVISION [Number of Incidents of Violence During Campaign]	NO OF POLLING CENTRES	NO OF POLLING CENTRES VISITED	NO OF POLLING CENTRES SERIOUSLY FLAWED	NO OF REGD. VOTERS	NO OF VOTES POLLED (%)	NO OF VOTES POLLED IN FLAWED CENTRES	MAJORITY & PARTY VICTORIOUS	COMMENTS
Aranayaka [24]	40	40	26	46,852	36,662 (78.25%)	25,493	4,180 (PA)	No 27, 15 – 102 + 101 = 203 Votes Stuffed (Removed before counting)
Dedigama [04]	60	30	00	75,475	59,410 (78.71%)	00	23 (PA)	
Deraniyagala [08]	53	20	05	55,567	43,540 (78.36%)	4,238	1,272 (PA)	
Galigamuwa [09]	49	30	00	58,109	44,193 (76.05)	00	2,175 (PA)	
Kegalle [11]	46	29	01	60,082	45,304 (75.40%)	1,234	6,146 (PA)	
Mawanella [13]	48	30	04	71,439	52,849 (73.98%)	4,694	3,775 (UNP)	05 Annulled = 880 [1517]
Rambukkana [24]	45	18	15	55,564	42,817 (77.06%)	14,178	4,260 (PA)	
Ruwanwella [02]	52	30	00	60,851	47,695 (78.38%)	00	5,077 (PA)	
Yatiantota [10]	52	28	00	61,299	46,853 (76.43%)	00	3,921 (PA)	
KEGALLE DISTRICT	445	255	51	545,238	434,140 (79.62%)	49,837	25,487 (PA)	

ELECTORAL DIVISION [Number of Incidents of Violence During Campaign]	NO OF POLLING CENTRES	NO OF POLLING CENTRES VISITED	NO OF POLLING CENTRES SERIOUSLY FLAWED	NO OF REGD. VOTERS	NO OF VOTES POLLED (%)	NO OF VOTES POLLED IN FLAWED CENTRES	MAJORITY & PARTY VICTORIOUS	COMMENTS
Jaffna [01]	27	-	-	53,666	5,712 (10.64%)	-	294 (EPDP)	
Kankasanturai [02]	45	11	-	63,000	12,295 (19.52%)	-	875 (TULF)	
Kayts [04]	28	24	28	51,007	16,332 (32.02%)	16,332	10,994 (EPDP)	
Kilinochchi [00]	50 [42 Not Operational]	-	-	57,543	1,014 (1.76%)	-	62 (UNP)	
Kopay [02]	45	42	01	59,419	16,722 (24.14%)	513	796 (EPDP)	
Manipai [02]	45	45	-	62,692	19,027 (30.35%)	-	34 (EPDP)	
Nallur [04]	32	32	03	65,203	11,238 (17.24%)	965	1,227 (TULF)	
Point Pedro [01]	36	01	01	42,781	9,185 (21.47%)	134	631 (ACTC)	

Chawakachcheri [00]	44	-	-	53,933	6,684 (12.39%)		28 (TULF)	
Ududpidy [00]	39	-	-	53,668	12,265 (22.85%)		2,156 (TULF)	
Vaddukodai [00]	44	44	-	59,419	16,601 (27.60%)		834 (EPDP)	
JAFFNA DISTRICT	435	199	33	623,869	132,733 (21.33%)	17,944	8,819 (EPDP)	

ELECTORAL DIVISION [Number of Incidents of Violence During Campaign]	NO OF POLLING CENTRES	NO OF POLLING CENTRES VISITED	NO OF POLLING CENTRES SERIOUSLY FLAWED	NO OF REGD. VOTERS	NO OF VOTES POLLED (%)	NO OF VOTES POLLED IN FLAWED CENTRES	MAJORITY & PARTY VICTORIOUS	COMMENTS
Mannar [03]	54	31	02	68,463	22,417 (32.74%)	1,037	7,759 (TELO)	
Mullativu [00]	50 [49 Not Operational]	-	-	53,054	682 (01.29%)	-	257 (PA)	
Vavuniya [21]	75	25	05	91,598	46,477 (50.65%)	4,049	2,990 (TELO)	
WANNI DISTRICT	179	56	07	213,115	89,797 (42.14%)	5,086	5,868 (TELO)	17,673 Displaced Voters, now living mainly in the Puttalam District have altered the voting pattern in this area.

ELECTORAL DIVISION [Number of Incidents of Violence During Campaign]	NO OF POLLING CENTRES	NO OF POLLING CENTRES VISITED	NO OF POLLING CENTRES SERIOUSLY FLAWED	NO OF REGD. VOTERS	NO OF VOTES POLLED (%)	NO OF VOTES POLLED IN FLAWED CENTRES	MAJORITY & PARTY VICTORIOUS	COMMENTS
Batticaloa [05]	119	56	14	127,532	94,243 (73.90%)	16,153	5,812 (NUA)	
Kalkudah [02]	79	37	03	78,516	56,836 (72.39)	1,829	2,715 (NUA)	
Padduiruppu [05]	71	50	-	69,437	43,135 (62.12%)	-	7,119 (TULF)	
BATTICALOA DISTRICT	269	143	17	275,485	197,646 (71.7%)	17,982	802 (TULF)	

ELECTORAL DIVISION [Number of Incidents of Violence During Campaign]	NO OF POLLING CENTRES	NO OF POLLING CENTRES VISITED	NO OF POLLING CENTRES SERIOUSLY FLAWED	NO OF REGD. VOTERS	NO OF VOTES POLLED (%)	NO OF VOTES POLLED IN FLAWED CENTRES	MAJORITY & PARTY VICTORIOUS	COMMENTS
Amparai [27]	119	83	-	124,405	96,324 (77.45%)	-	3,865 (PA)	
Kalmunai [17]	45	45	-	56,513	42,877 (75.87%)	-	10,159 PA)	

Pottuvil [53]	100	70	01	113,519	88,056 (77.57%)	804	9,003 (PA)	
Samanturai [20]	50	36	01	58,100	46,929 (80.77%)	1,308	10,876 (PA)	
DIGAMADULLA DISTRICT	314	234	02	352,537	283,321 (80.37%)	2,112	34,795 (PA)	

ELECTORAL DIVISION [Number of Incidents of Violence During Campaign]	NO OF POLLING CENTRES	NO OF POLLING CENTRES VISITED	NO OF POLLING CENTRES SERIOUSLY FLAWED	NO OF REGD. VOTERS	NO OF VOTES POLLED (%)	NO OF VOTES POLLED IN FLAWED CENTRES	MAJORITY & PARTY VICTORIOUS	COMMENTS
Muthur-Kinniya [26]	73	57	-	68,329	45,691 (68.87%)	-	3,075 (PA)	
Seruwila Siripura [11]	70	64	-	59,233	39,552 (66.78%)	-	4,028 (PA)	
Trincomalee [10]	76	50	-	79,323	51,472 (64.89%)	-	933 (UNP)	
TRINCOMALEE DISTRICT	219	171	-	206,885	141,772 (68.53%)	-	7,160 (PA)	

Summary of Major incidents on Election Day

Type of Incident	Number of Incidents Described	Whether Election Commissioner has Annulled Polling Centre for Removed Ballots Before Counting
Murder	06	In none of these incidents has the Commissioner either annulled the Polling Centre or removed any ballots before counting. This means that in the Commissioner's view these murders would not have affected the voting in these polling centres at all.
Bombing	10	Only in 01 Polling Centre has the Commissioner intervened to remove 75 ballots. No action has been taken in any of the other Centres.
Shooting	09	No action taken by the Commissioner.
Stuffing	34	575 votes were removed from 05 Polling Centres and 02 others Annulled by the Commissioner. CMEV position is that well over 12,000 votes were stuffed in this small sample of 34 Polling Centres alone.
Forcible Removal of Ballot Box	02	In one case (Beliatta No:20) the Commissioner did not annul the Polling Centre, and in the other, the Centre was annulled due to different reasons

BOMB ATTACKS AT / NEAR POLLING CENTRES

No	District / Electorate	Polling Station & Number	Time & Incidents	Police Record No	Whether Election Commissioner has Annulled Centre
01	Badulla / Viyaluwa	Tanne Panguwa Maha Vidyalaya (18 , 45)	14.00 Attempted Murder By Throwing Bomb	EIB 98/39	Removed 75 ballots from PC No: 18
02	Matara / Weligama	Zahira Muslim College , Welipitiya (47)	13.10 Bomb Blasted (700m)	BR 906 / 2000 (Case No)	No
03	Kurunegala / Panduwasnuwara	Mandapola K.V. (14)	14.30 Bomb Blasted	--	No
04	Jaffna / Nallur	Kokuvil Hindu College (18)	10.00 Hand Grenade Thrown	--	No
05	Jaffna / Nallur	Primary Hindu College, Jaffna (21 & 23)	2.50 Hand Grenade Thrown. 2 injured hospitalized	--	No
06	Jaffna / Nallur	Kokuvil Hindu College (06)	10.00 Hand Grenade Thrown.	--	No
07	Gampaha / Ja-Ela	Ragama Dambuwa Prajashalawa (03)	15.00 Bomb Attack	--	No
08	Matale / Laggala	Handungamuwa Govt .KV (53)	8.45 Bomb Attack. 2 injured	--	No
09	Kandy / Gampola	Gangasiripura KV (48)	15.10 Bomb aimed at police officer on duty	EIB 214/97	No

SHOOTING

No	District / Electorate	Polling Station & Number	Time & Incidents	Police Record No	Whether Election Commissioner Annulled or Removed Ballots
01	A`pura / Kalawewa	Walawegama Vidyalaya (63)	About 11.00 Firing	GCR 129/2000	No
02	A`pura / Kalawewa	Muslim Vidyalaya ,Kalawewa (64)	10.00 Shooting	--	No
03	A`pura / A`pura West	Pahalawetiyawa Vidyalaya (09)	3.15 Firing in the air by PA	--	No
04	A`pura / Kekirawa	Kalugala Vidyalaya (34)	8.00-9.00 Firing in the air by PA	--	No
05	A`pura / Horowpathana	Sri Vijayawardana Darma Shalawa (38)	About 6.00 Firing	EIB 97/15	No
06	Gampaha / Gampaha	Kirindiwita Gemunu KV (15)	12.30 Shooting	EIB 6/7	No
07	Puttalam / Anamaduwa	Dewalehandiya Jayawardana KV (09)	13.15 Shooting	EIB 85/38	No
08	Kandy / Ududumbara	Pallewatte Primary College (39)	Shooting by Police	--	No

MURDERS AT / NEAR POLLING CENTRES

No	District / Electorate	Polling Station & Number	Time & Incidents	Police Record No	Whether Election Commissioner has Annulled Polling Centre
01	Matara / Weligama	Zahira Muslim College , Welipitiya (47)	13.10 Murder (700m)	BR 906 / 2000 (Case No)	No
02	Kurunegala / Panduwasnuwara	Mandapola K.V. (14)	14.30 Murder		No
03	Galle / Hiniduma	Polpelaketiya Kanishta Vidyalaya (62)	10.30 Murder (200m)	GCR 61/2000	No
04	Ratnapura / Pelmadulla	Dharmaloka MV, Pelmadulla (23)	1.30 Murder by Shooting	GCIB 57/36	No
05	A`pura / Kalawewa	Karagahawewa Vidyalaya (45)	10.45 Murder by Shooting	CIB 254/89	No
06	Matale/Dambula	Kiralagolla Govt. KV (48)	8.00 Murder by Shooting (in front of the Polling Centre)		No

STUFFING OF BALLOT BOXES (A REPRESENTATIVE SAMPLE)

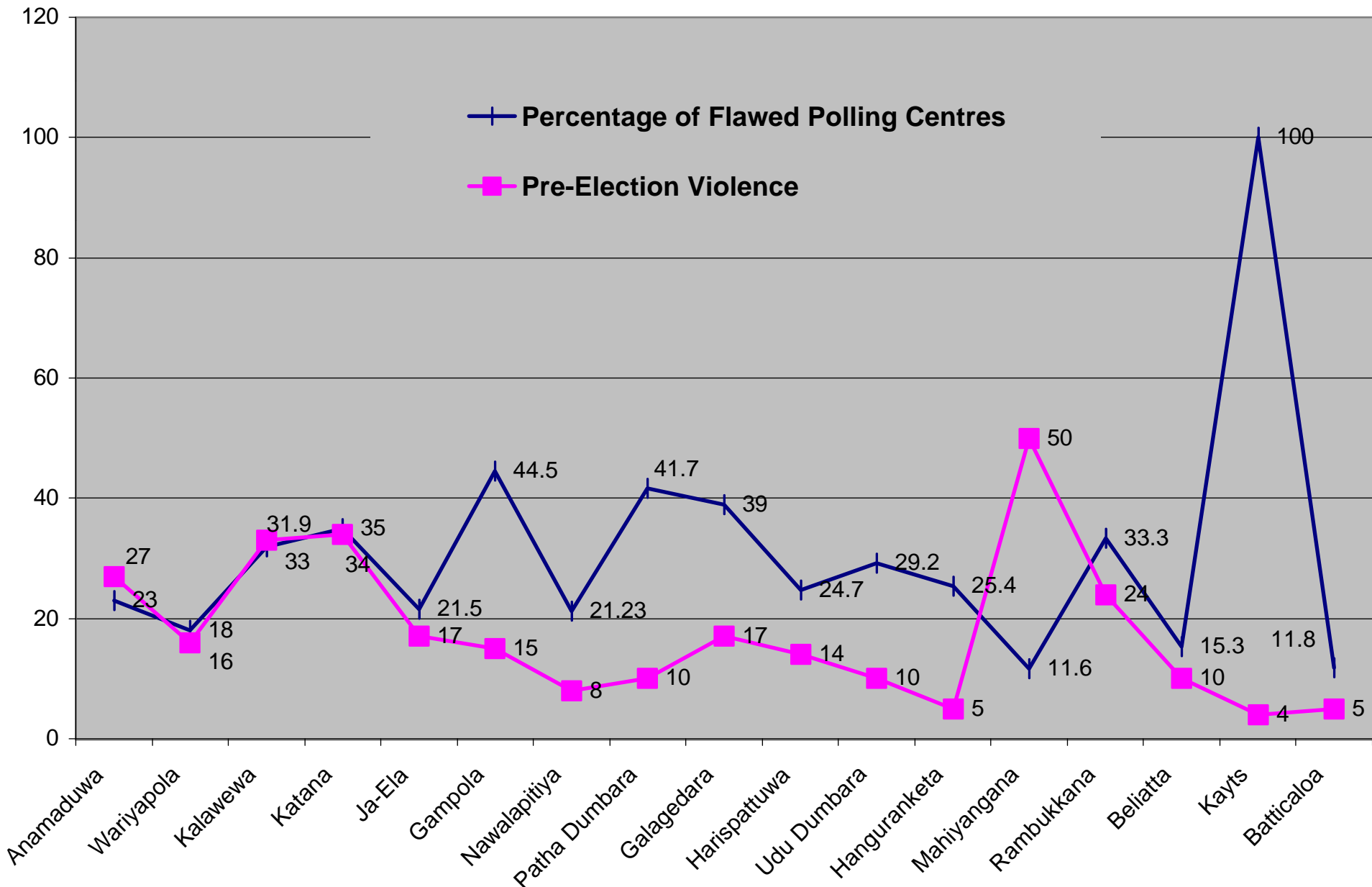
No	District / Electorate	Polling Station & Number	Time & Incident	Police Record No	Whether Election Commissioner has Annulled or Removed Ballots
01	Badulla / Viyaluwa	Tanne Panguwa Maha Vidyalaya (18)	15.30 Stuffing by PA	EIB 96/37	75 Ballots Removed
02	Batticaloa / Batticaloa	Meera Balika Maha Vidyalaya (99)	9.45 Stuffing by NUA (About 100 Votes)	--	No
03	Batticaloa / Batticaloa	Kiluriya Vidyalaya, Katthankudy (95)	11.05 Stuffing by NUA (About 125 Votes)	--	No
04	Batticaloa / Batticaloa	Kudiruppu Kalaimahal Vidyalaya (12)	3.15 Stuffing by NUA (About 100 Votes)	--	No
05	Batticaloa / Batticaloa	Al-Hasanar Maha Vidyalaya (100)	11.00 Stuffing by NUA	--	No
06	Batticaloa / Batticaloa	Nooraniya Vidyalaya , Batticaloa (102)	Stuffing by NUA	--	No
07	Batticaloa / Batticaloa	Al-Muneera Maha Vidyalaya (27, 28)	8.00-9.00 Stuffing by NUA	--	No
08	Batticaloa / Batticaloa	Agriculture Service Centre (94)	12.00-1.00 Stuffing	--	No

09	Batticaloa / Batticaloa	Baduriya Vidyalaya, Katthankudy (93)	Stuffing by NUA	--	No
10	Kegalle / Rambukkana	Muwapitiya MV (24)	2.45-3.30 Stuffing (About 100 Votes) by PA	--	No
11	Kegalle / Rambukkana	Medagodella Temple (28)	After 11.30 Stuffing (About 450 Votes) by PA	--	No
12	Kegalle / Rambukkana	Asoka MV, Kiriwallapitiya (18)	1.20-1.50 (About 50-70)	--	No
13	Kegalle / Rambukkana	Puwakmote Dharmapala MV (10)	7.00-4.00 (About 480) by PA	--	No
14	Kegalle / Rambukkana	Sujatha Vidyalaya (21)	7.00-4.00 (About 500) by PA		No
15	Kegalle / Rambukkana	Parakrama MV (22)	1.00-4.00 (About 750) by PA	--	No
16	Kegalle / Rambukkana	Walpola KV (15)	7.00-4.00 (About 400) by PA	--	No
17	Kegalle / Aranayaka	Ussapitiya Bodiraja KV (09)	3.15 (About 250) by PA	--	No
18	Kegalle / Aranayaka	Udagama KV ,Gamthuna (37)	8.15 (About 600) by PA	--	No

19	Kandy / Galagedera	Dehideniya Muslim V (26)	7. 30 – 12.00 About 270 Votes Stuffed by PA	--	Annulled
20	Kandy / Galagedera	Weliwita Sri Saranankara KV (36)	12.15 – 12.45 About 100 Votes Stuffed by PA	--	82 Votes Removed
21	Kandy / Yatinuwara	Danture MV (42)	10.15 About 240 Votes Stuffed by PA	--	166 Votes Removed
22	Kandy / Patha Dumbara	Hatale Tamil Primary School (40)	11.30 About 100 Votes Stuffed by PA	--	No
23	Kandy / Patha Dumbara	Jaami Al-Ashar Muslim MMV (12)	7.00 – 10.30 About 1300 Votes Stuffed by PA	--	No
24	Kandy / Patha Dumbara	Ratnajothi MV (15)	1100 Votes Stuffed by PA	--	150 Votes Removed
25	Kandy / Harispattuwa	Medagoda Primary School (48)	9.00 – 10.00 About 350 Votes	--	No
26	Kandy / Harispattuwa	Zahira Muslim MV (73 & 74)	6.30 Ballot Box removed from 73.Voting commenced at 10.30 at this centre. 7.00 About 1000 Votes Stuffed by PA	--	73 Annulled No action on 74

27	Kandy / Hewaheta	Karagaskada MV (44)	2.45 – 3.30 About 150 Votes in Women’s Polling Centre, and 350 in Men’s Centre Stuffed by PA	--	102 Votes Removed from Women’s Centre
28	Matale / Rattota	Udupihilla Saranankara MV (08)	3.15 About 150 Votes Stuffed by PA	--	No
29	A’pura / A’pura West	Sirisangabo Vidyalaya (32)	Vote Stuffing	--	No
30	A’pura / Kekirawa	Mangalapura Vidyalaya (22)	Vote Stuffing Using Military Personnel in Uniform (PA)	Police Confirmed this Report	No
31	Kurunegala / Wariyapola	Padeniya MV (22)	12.10 – 12.50 Stuffing of 600 Votes by 15-20 persons travelling in 56 – 3661 vehicle	--	No
32	Kurunegala / Wariyapola	Herathgama Vidyalaya (21)	1.15 Stuffing of 400 votes by armed gang	--	No
33	Puttalam / Anamaduwa	Mahauswewa Sri Ratnapala MV (23)	9.00 – 9.20 Stuffing of 100+ votes by PA gang who chased out UNP polling agents	--	No
34	Puttalam / Anamaduwa	Kottigama Sripalee KV (18)	9.30-10.00 Stuffing of about 100 votes by PA gang	--	No

17 ELECTORATES WHICH SHOULD HAVE BEEN ANNULLED



POST ELECTION VIOLENCE

A total of 55 incidents of post election violence was recorded in the two weeks after the election, including 01 Murder, 01 Attempted Murder among 39 Major Incidents. Thus, 71% of the incidents were Major ones and 29% (16) were relatively Minor, according to CMEV classifications. The Digamadulla District recorded the highest level of violence (15), followed by Kurunegala (08) and Kandy (07), but the general level of violence was not significantly high.

Of these incidents, the PA was the alleged perpetrator in 22 (40%), the UNP in 17 (30.1%) and persons of unknown political affiliation in 09 (16.4%). Firearms were used in only 06 incidents (10.9%), a further index that the post election violence was less serious than the pre-election and polls day phases.

Post Election Violations

Table VIII

Offences Report (Cum. Figures) Post Election Violence

AREA / OFFENCE	Major Incidents										Minor incidents						Total # of Incidents	Remarks		Additional Data		
	Murder	Att. Murder	Hurt	Griev. Hurt	Assault	Threat & Intimid.	Mis. Of state resources	Rob.	Arson	Major (Total)	Mischief	Threat	Dam. to Pro.	Elec. Offence	Others	Minor (Total)		Firearms Involved	Poll., Related	# of Addi. Comp's	# of Cou't Comp's	# of Comp's Made
Western																						
Colombo										1						0	1					1
Gampaha										0						0	0					0
Kalutara	1									2						0	2	1				2
Sub Total (Western)	1	0	0	0	0	0	0	0	0	3	0	0	0	0	0	0	3	2	0	0	0	3
Central																						
Kandy			1		1					2	2	1				3	7	1				7
Matale										0						0	0					0
N` Eliya					1					1						0	1					1
Sub Total (Central)	0	0	1	0	2	0	0	0	0	2	2	1	0	0	0	3	8	1	0	0	0	8
North Western																						
Kurunegala		1	3		1					5		3				3	8	1				8
Puttlam									3	3		1				1	4					4
Sub Total (Nor-West)	0	1	3	0	1	0	0	0	3	8	0	4	0	0	0	4	12	1	0	0	0	12
North Central																						
A`pura										0						0	0					0
Polonnaruwa					2				1	3	1					1	4					4
Sub Total (Nor-Cen.)	0	0	0	0	2	0	0	0	1	3	1	0	0	0	0	1	4	0	0	0	0	4
Southern																						
Galle					1					1						0	1					1
Hambantota								1		1						0	1					1
Matara										0						0	0					0
Sub Total (Southern)	0	0	0	0	1	0	0	1	0	2	0	0	0	0	0	0	2	0	0	0	0	2
Uva																						
Badulla			2	1						3	1	2				3	6	1				6
Monaragala										0						0	0					0
Sub Total (Uva)	0	0	2	1	0	0	0	0	0	3	1	2	0	0	0	3	6	1	0	0	0	6
Sabaragamuwa																						
Ratnapura								1		1						0	1					1
Kegalle					1					1						0	1					1
Sub Total (Sabara)	0	0	0	0	1	0	0	1	0	2	0	0	0	0	0	0	2	0	0	0	0	2
Northern																						
Jaffna										0						0	0					0
Wanni			2							3						0	3	1				3
Sub Total (Nothorn)	0	0	2	0	0	0	0	0	0	3	0	0	0	0	0	0	3	1	0	0	0	3
Eastern																						
Batticaloa										0						0	0					0
Trincomalee										0						0	0					0
Digamadulla			7		3					10	3	1	1			5	15					15
Sub Total (Eastern)	0	0	7	0	3	0	0	0	0	10	3	1	1	0	0	5	15	0	0	0	0	15
GRAND TOTAL	1	1	15	1	10	3	0	2	6	39	7	8	1	0	0	16	55	6	0	0	0	55

Category of Offences Carried Out by Each Party (Cum. Figures) Post Election Violence


Perpetrators	Major Incidents										Minor Incidents					Grand Total	Remarks		
	Murder	Att. Murder	Hurt	Grie. Hurt	Assault	Threat & Intimid.	Mis. Of state resources	Rob.	Arson	Major (Total)	Mischief	Threat	Dam. to Property	Ele. Offence	Others		Minor (Total)	Firearms Involved	Poll. Related
PA		1	5	1	2			2	4	15	2	5				7	22	3	
UNP	1		4		7	1			2	15	1	1				2	17	1	
JVP										0						0	0		
MEP										0						0	0		
LP										0						0	0		
UCPF										0						0	0		
LDA/NLF										0						0	0		
SU										0						0	0		
CWC					1					1	1					1	2		
TULF										0						0	0		
EPDP										0						0	0		
EPRLF										0						0	0		
PP										0						0	0		
SMBP										0						0	0		
A - Z			3							3	1	1				2	5		
PNG			3			2				5	2	1	1			4	9	2	
TOTAL	1	1	15	1	10	3	0	2	6	39	7	8	1	0	0	16	55	6	0

PA: People's Alliance **UNP:** United National Party **JVP:** Janatha Vimukthi Peramuna **MEP:** Mahajana Eksath Peramuna **LP:** Liberal Party
UCPF: Upcountry People's Front **LDA / NLF:** Leftist Democratic Alliance / New Left Front **SU:** Sihala Urumaya **CWC:** Ceylon Workers Congress
TULF: Tamil United Liberation Front **EPDP:** Elam People's Democratic Party **EPRLF:** Elam People's Revolutionary Front **PP:** Puravesi Peramuna
SMBP: Sinhalaye Maha Sammatha Bhumiputhra Pakshaya **A - Z :** Listed Parties **PNG:** Parties Not Given

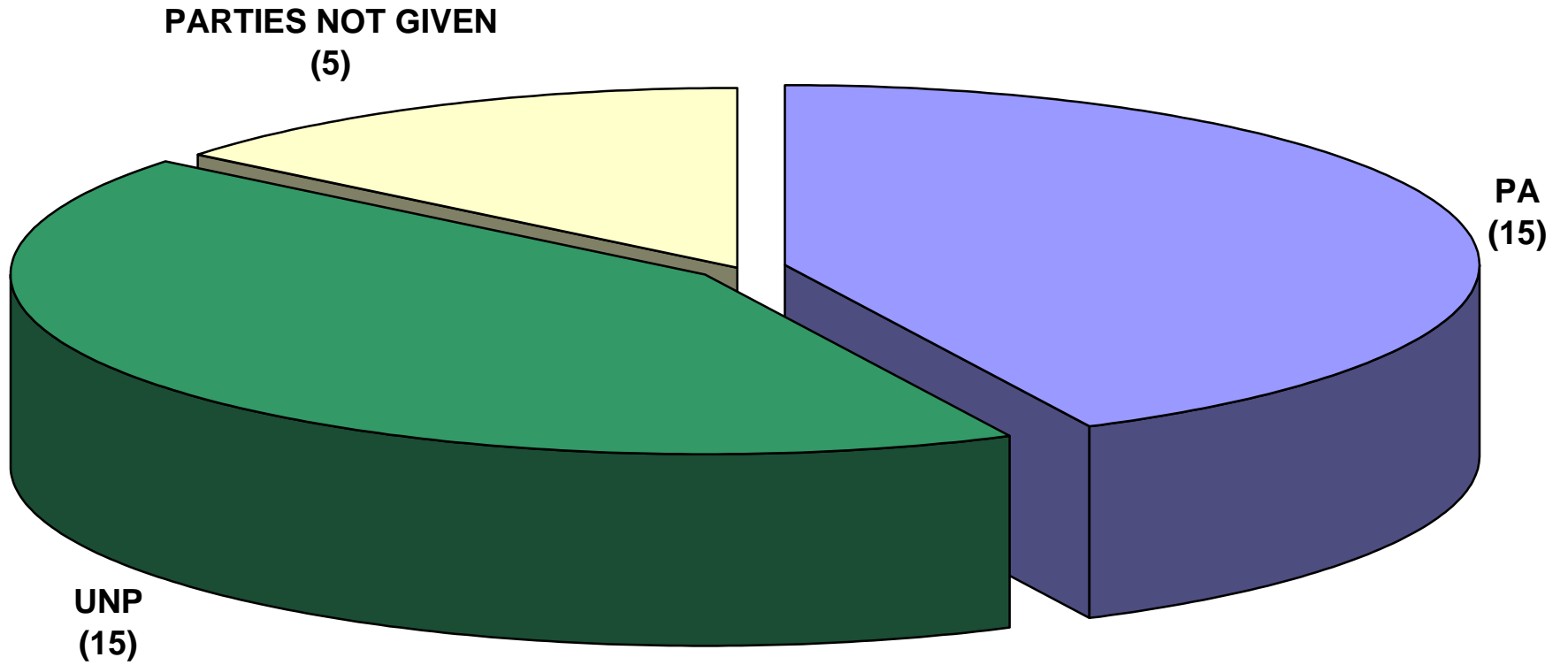
2000 General Election Campaign

Source: Centre for Monitoring Election Violence (CMEV)

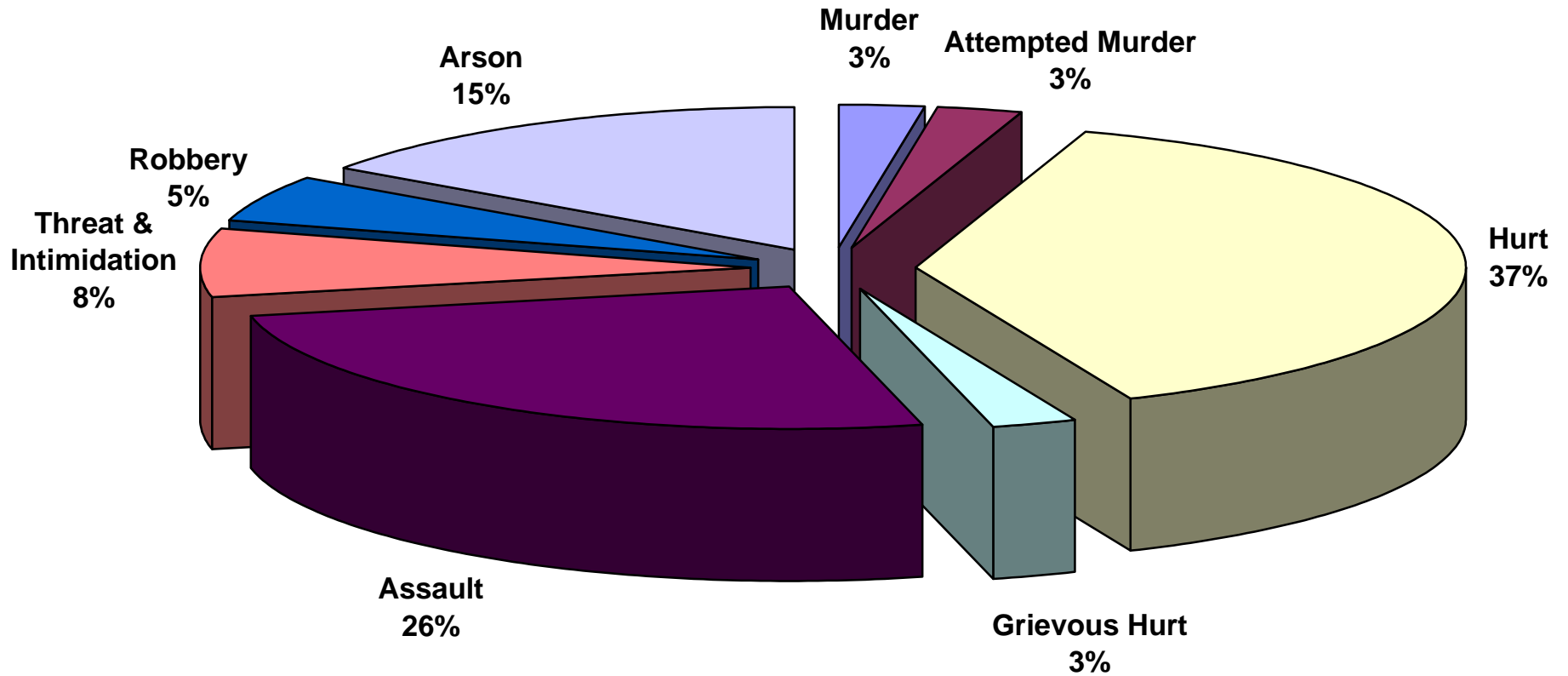
ALL INCIDENTS BY TYPE (55)



MAJOR INCIDENTS BY PARTY (39)



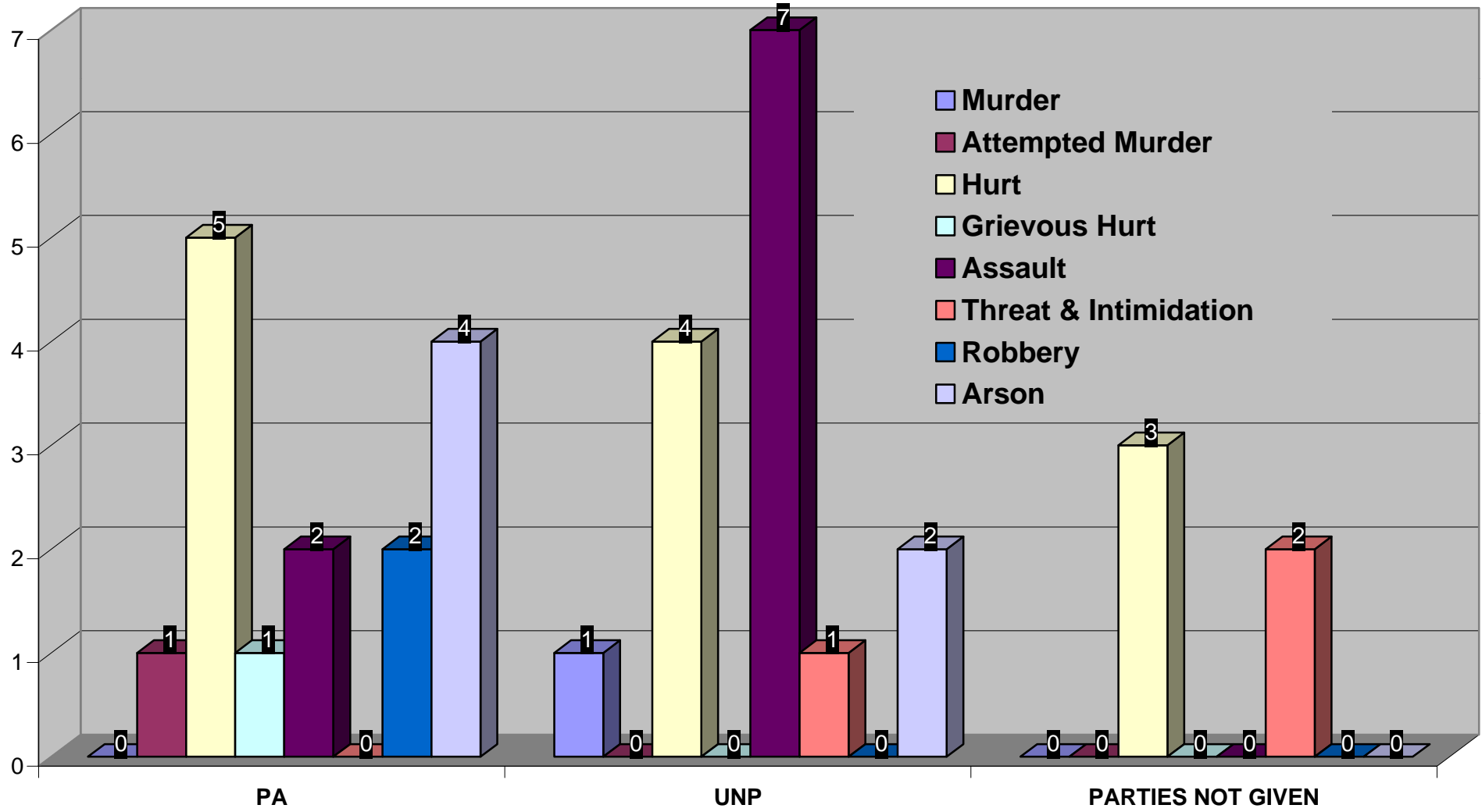
POST ELECTION VIOLENCE MAJOR INCIDENTS BY TYPE (39)



2000 General Election Campaign

Source: Centre for Monitoring Election Violence (CMEV)

PROFILE OF VIOLATIONS



2000 General Election Campaign

Source: Centre for Monitoring Election Violence (CMEV)

PART THREE: Gender and Violence, North-East Province, Monitoring Issues

Gender-Related Violence:

Women were as usual under-represented as contestants in this election, with only 298 receiving nomination from the political parties. In all, during the Campaign period, under 5% of the complaints were made by women, and nearly 40% of these were major incidents. Women as victims counted for approximately 125 incidents of the 2044 during the campaign. Women as alleged perpetrators was less than 1%, and nearly all of these were relatively minor offences.

On election day, women were only accused in individual impersonation cases, and made hardly any complaints of a serious nature. The fact that women do not feature prominently in these statistics is mostly a reflection of their marginalisation in the electoral process. In addition, they often choose not to come forward to make police complaints for fear of repercussions. Thus, even when the violence is against women in particular or the family in general, the official complaints are made by male relatives. This by no means indicates that women are not intimidated during the campaign and particularly on election day, only that they make less complaints than their male counterparts. In fact, CMEV's election day observers and mobile teams have reported consistently that women are the first to be excluded from voting by intimidatory tactics on polling day.

Of the 5036 candidates who sought election, only 298 (5.9%) were women, and of these only 06 were successful. This means that only 3.1% of those elected to Parliament were females, which is quite low even for the Asian region. The districts of Kurunegala, Kandy, N'Eliya, Ratnapura, Moneragala and Anuradhapura returned one woman MP each.

The overall participation of women needs to be enhanced at every level during the electoral process, and political parties need to be mindful of the fact that more women should be nominated, more women should be polling agents, and the Commissioner should ensure more women election

officials at all levels. The police and other authorities should make it easier and less stressful for women to lodge complaints. It is only then that gender inequities in the election process will begin to be addressed. At present even where women were contestants, and more so where they were successful, in many instances they "represented" a deceased male, who was related to them as father, husband or brother. It is quite rare for a woman to be picked for her own sake alone, and on her individual merits, despite the fact that there are large numbers who are eminently qualified in every respect.

Jaffna Peninsula

The situation in the Jaffna peninsula visited by CMEV on September 28 and 29, 2000 remains non-conducive for the conduct of a free and fair election. In fact, the offensive and counter-offensive (launched by the LTTE on Sep 28th) has resulted in significant displacement of civilian populations in the Thenmarachchi area and indications on the ground are that this will increase greatly in the days to come. The heavy shelling and counter-shelling in this final phase of the campaign renders even faint hopes for minimal ground conditions for an election untenable.

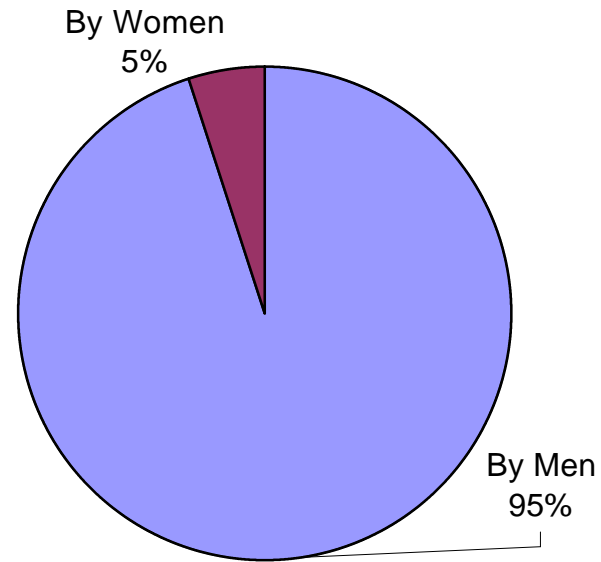
Notwithstanding the military context, it appeared to CMEV that even administratively the election will face severe problems.

- (1) Arrangements to transport voters from camps and other temporary habitations to their home polling stations are dependent on the availability of adequate numbers of buses in the region. It does not appear that these requirements can be met, given the current military situation.
- (2) Even the alternate polling centres for displaced voters and clustered polling centres for voters in "uncleared" areas have not been finalized yet, or so CMEV was informed by the Commissioner of Elections on September 29, 2000. However, according to "unofficial" information received by CMEV, the

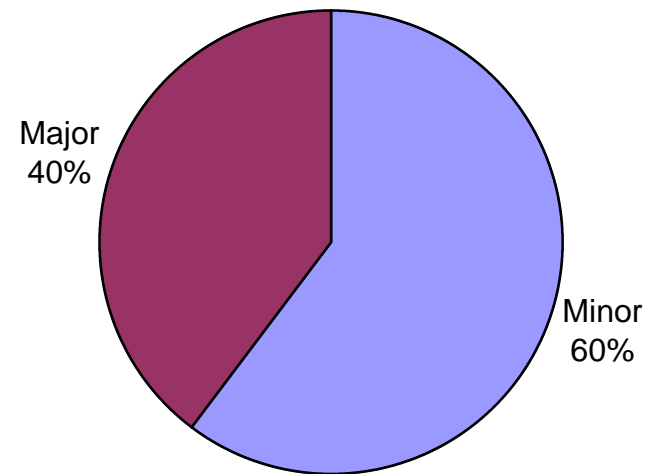
GENDER ANALYSIS: PRE ELECTION PERIOD

Figure 18

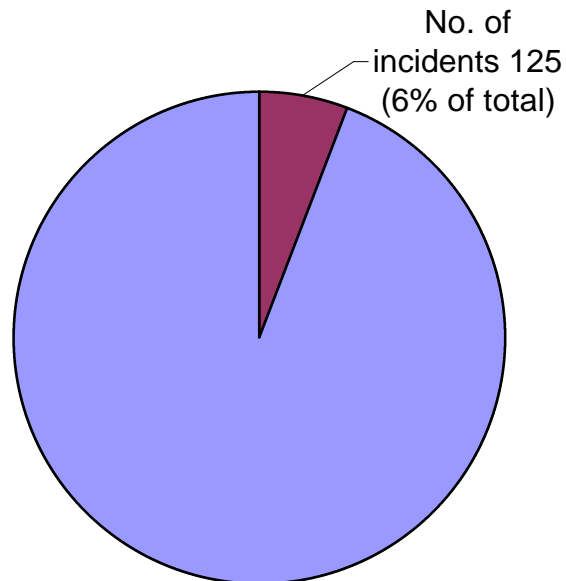
TOTAL COMPLAINTS (2044)



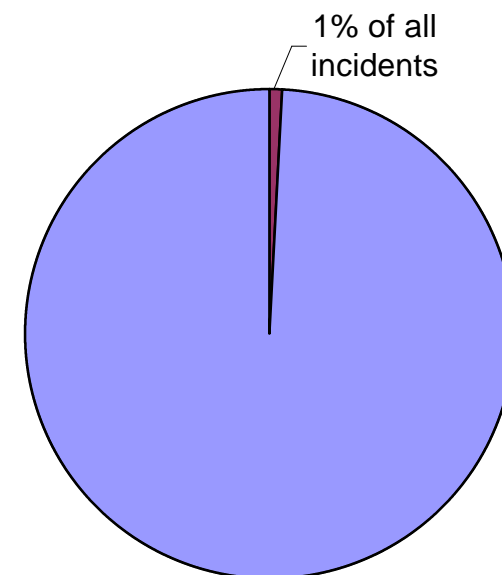
COMPLAINTS BY WOMEN (101)



WOMEN AS VICTIMS OF VIOLENCE (125)

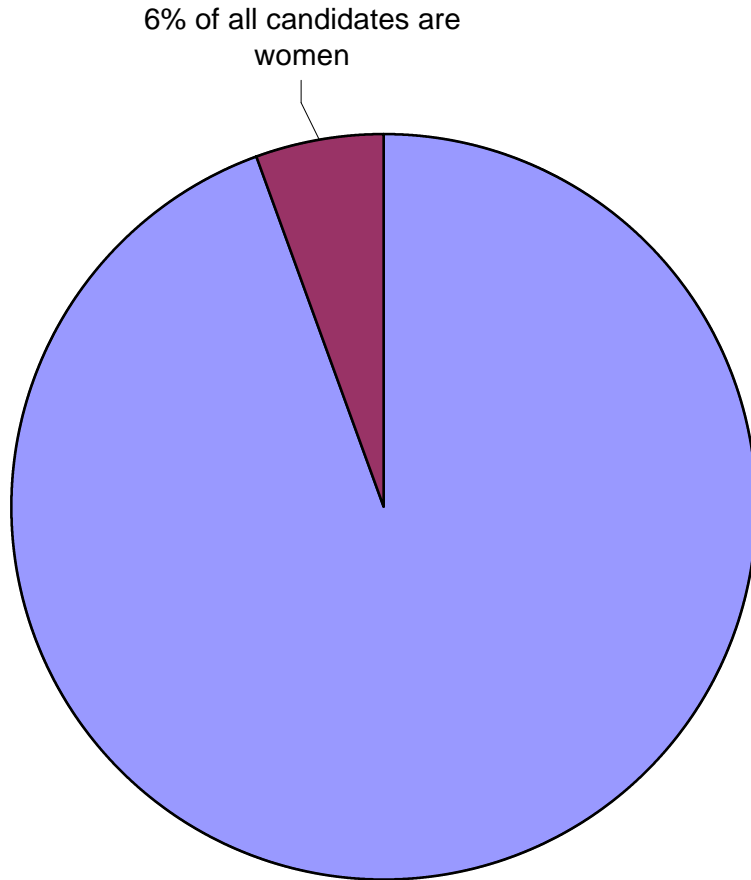


WOMEN AS PERPETRATORS

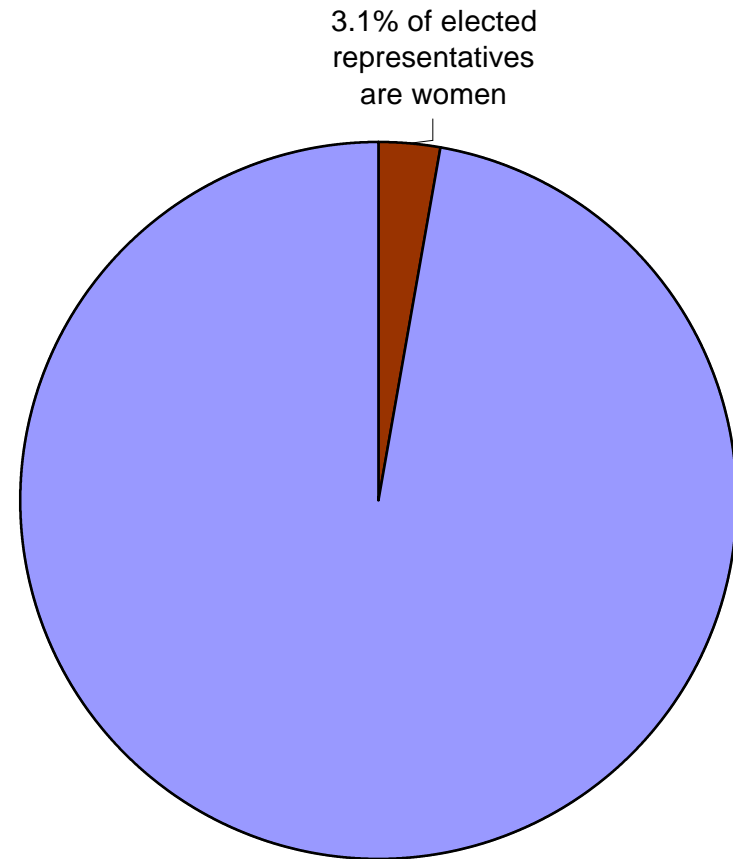


GENDER ANALYSIS: ELECTION OUTCOME

WOMEN AS CANDIDATES FOR THE ELECTION



WOMEN ELECTED TO PARLIAMENT



clustered polling centres do not appear to provide a reasonable or equal opportunity for voters in the “uncleared” areas, as well as for those who have been displaced on both the long- and short-term. For instance, the provision of one and only one composite polling centre at Jaffna Hindu College for 37 gazetted polling centres in the “uncleared” Kilinochchi area is a mere charade, given the fact that voters of these centres must travel many miles across the forward defence lines along which a fierce battle is being waged in order to cast their ballot.

- (3) Three incidents relating to the snatching of polling cards have been recorded from the peninsula, amounting to well over 1500 polling cards. In addition, due to the fact that voter lists have not been systematically updated since 1981 to account for outward migration, the total registered voter population is over 625,000 while the entire current population in the peninsula is approximately 450,000.

Postal Voting

Issues concerning postal votes are twofold. The first set of complaints relates to the non-receipt of ballots by those who have applied for them. The preliminary information received by CMEV indicates that over 50% of applications made have not been received to date.

For instance, at the Jaffna Police Station, of approximately 275 persons working 156 applied for postal voting facilities. Of these applications 20 were rejected for various reasons such as clerical errors in filling out the application form. However, of the balance 136, only 50 had been received by the OIC up to September 29, 2000. The 86 “missing” postal ballots constitute 63% of the total eligible votes. Similar reports have reached CMEV from other institutions within the peninsula and elsewhere.

The second issue concerns individual cases of violence at the postal voting centres. 12 serious incidents have been reported to CMEV from the electorates of Kuliyaipitiya, Kurunegala, Mawanella, Ududumbara (02), Wattedgama, Hanguranketa (02), Badulla, Negombo, Divulapitiya and Panadura, and it is significant that in each case the alleged perpetrators are PA supporters. At the Wattedgama Depot, UNP candidate Keheliya Rambukwella alleges that all his supporters who had come to cast their postal votes were chased away by PA gangs. This charge was denied by Wattedgama OIC U. C. Nawalage. In Hanguranketa two UNP representatives were beaten up, allegedly by members of the PA.

Similarly, at the Negombo Depot the UNP representative was assaulted inside the postal voting centre. This incident was corroborated by the police officer on duty at the time. At the Mawanella Depot the UNP representatives were chased out by PA supporters who intimidated voters to cast their ballot in favour of the PA. The JVP representatives who were present at that time corroborated this allegation, adding that neither the Depot Superintendent nor the SPO did anything to prevent the incident.

Issues Concerning the Police

In summary, CMEV has encountered some level of difficulty in obtaining information and support from 15 police stations islandwide. Political parties too have made complaints to CMEV regarding the partisan behaviour of some police officers. The most serious concerns are the allegation of murder against the HQI Matale, KC Hapuarachchi, who is also the brother-in-law of PA candidate for Matale, Minister Nandimithra Ekanayake, and the well-documented instances of systematic collusion between the OIC Puttalam, IP OKD Gunadasa and PA candidate DM Dassanayake. In addition, there are complaints that the Akkaraipattu Police Station displays a strong bias in favour of the SLMC, in recording complaints, follow-up investigation and even in the provision of information.

Here too, in general, the most violent areas are precisely those in which the Police has acted in a partisan and unprofessional manner, providing virtual immunity to many prominent perpetrators, while denying even basic rights and justice to some of the victims.

The crass interference of PA political leaders in police affairs has resulted in sharply opposing and contradictory outcomes in different instances, where uniformity and consistency are necessary for the restoration of public faith in the forces of law and order. The most glaring example is the contrast between the modus operandi for the accelerated release on Rs 25,000/- personal bail of Deputy Defence Minister Anuruddha Ratwatte's son Chanuka Ratwatte against whom there were allegations of shooting at UNP candidate Keheliya Rambukwella at the Getambe junction on September 24th, and the extended incarceration of the UNP's Rohitha Bogollagama from September 20th onwards on charges of an incident that allegedly took place in December 1999 despite the fact that the Appeal Court has ruled that he be released on bail.

The Galnewa, Eppawela, Talawa, and Galenbindunuwewa Police Stations in the Anuradhapura District have continuously displayed partisan support towards the People's Alliance during this campaign. It is with regret that we record that CMEV has experienced no cooperation, and even at times distinct hostility, from the officials of some of these police stations. The JVP's Anuradhapura Office too has officially complained of its dissatisfaction with the Galnewa Police in relation to their handling of the assault of JVP supporter Upali Dharmaratne at his cycle shop on September 18th. They allege that the recording of complaints is delayed and the complaints are not recorded in an impartial manner.

In the Nuwara Eliya District, an incident that took place at the Agrapatana Police area on October 1, 2000, where CWC and UCPF supporters clashed in the heart of the town, indicates that the Police is often powerless in the face of the large goon squads at the command of leaders in the plantation areas.

Misuse of State Resources

The unchecked misuse of state resources has marked the ruling People's Alliance campaign in these elections. Though CMEV is unable to highlight these abuses in detail, the blatant misuse of government vehicles and personnel in the North-Central Province requires special mention in this report. In the Anuradhapura District, for instance, over 25 Provincial Council vehicles were being deployed on a full-time basis to run the campaign of the Chief Minister's 21-year-old son Duminda Dissanayake. Vehicles, staff and fuel were obtained gratis and without the need for any official sanction.

In similar vein in the Polonnaruwa District, Mahaweli Minister and PA candidate Maithripala Sirisena has at his disposal over 25 vehicles from the Mahaweli Authority and related agencies, together with their staff and supplies. Vehicles sans number plates are also used in the campaign. In addition, Mahaweli Security officers are allegedly working full-time on Mr Sirisena's campaign and have been involved in the alleged attacks on UNP supporters in the area. What is most blatant is the fact that most of Mr Sirisena's campaign activities are coordinated and implemented from the Mahaweli Development Ministry offices in the region.

Allegations Against Individual Politicians

CMEV has received two or more complaints against the following politicians and/or their supporters.

POLITICIAN & PARTY AFFILIATION	DISTRICT	NUMBER & TYPE OF ALLEGATIONS AGAINST CANDIDATE	NUMBER & TYPE OF ALLEGATIONS AGAINST SUPPORTERS
D M Dassanayake (PA Candidate)	Puttalam	02 (Assault)	07 (Assault, Attempted Murder, Damage to Property, Grievous Hurt)
Bandula Basnayake (PA Candidate)	Puttalam	01 (Assault)	07 (Attempted Murder, Assault, Threat & Intimidation)
Priyankara Jayaratne (PA Candidate)	Puttalam	01 (Assault)	07 (Assault, Threat & Intimidation)
Anuruddha Ratwatte (PA Candidate)	Kandy	--	02 (Grievous Hurt, Assault)
S Rajaratnam (UNP Candidate)	Kandy	03 (Threat & Intimidation, Threat)	
Thilak Rajapakse (PA Chairman Pujapitiya PS)	Kandy	03 (Assault, Hurt, Threat & Intimidation)	

T D Jayatissa (PA Chairman Rattota PS)	Matale	04 (Damage to Property, Threat & Intimidation, Assault)	
Dilan Perera (PA Candidate)	Badulla	--	16 (Murder, Attempted Murder, Threat & Intimidation, Hurt, Damage to Property)
Vijayamuni Zoysa (PA Candidate)	Moneragala	--	02
Maheepala Herath (PA Candidate)	Kegalle	--	06 (Hurt, Assault, Threat & Intimidation)
Lalith Dissanayake (PA Candidate)	Kegalle	--	03 (Hurt, Assault, Threat)
H R Mithrapala (PA Candidate)	Kegalle	-	02 (Assault)
John Seneviratne (PA Candidate)	Ratnapura	--	03 (Assault, Hurt)
Duminda Dissanayake (PA Candidate)	Anuradhapura	--	17 (Grievous Hurt, Assault, Threat & Intimidation, Damage to Property, Misuse of State Resources)
Shantha Pematratne (PA Candidate)	Anuradhapura	--	03 (Threat & Intimidation, Threat)

Janak Adikari (PA Candidate)	Anuradhapura	-	02 (Hurt, Assault)
W B Ekanayake (UNP Candidate)	Anuradhapura	--	02 (Hurt)
Maithripala Sirisena (PA Candidate)	Polonnaruwa	Gross Misuse of State Resources	13 (Assault, Threat & Intimidation, Threat)
P K S Jayaratne (UNP Candidate)	Polonnaruwa	--	02 (Grievous Hurt, Threat & Intimidation)
Olitha Premathiratne (UNP Candidate)	Gampaha	06 (Damage to Property, Threat, Mischief)	02 (Threat, Damage)
Jeyaraj Fernandopulle (PA Candidate)	Gampaha	--	04 (Attempted Murder, Damage to Property, Threat & Intimidation)
Edward Gunasekara (UNP Candidate)	Gampaha	01 (Assault)	01 (Mischief)
Prasanna Ranatunga (PA Candidate)	Gampaha	01 (Mischief)	02 (Threat & Intimidation, damage to Property)

Attack on Party Offices

CMEV has received complaints that 141 regional and local party offices have been attacked during the campaign. Though many of these are, in fact, makeshift structures and not officially registered offices, it is nonetheless a serious indicator of the level and extent of violence that such a significant number of these incidents have been reported, since the violence seeks to strike at the very heart of an opponent's election campaign.

It is also significant that the otherwise relatively less violent Southern Province has recorded the highest incidence of attacks on rival party

offices, and this may be a more accurate indicator of the electoral climate than the mere aggregate of incidents. A notable feature of these attacks is the reluctance of the aggrieved party to make an official police complaint.

A number of reasons have been adduced to explain this, which include the fact that many of these offices are not officially registered. CMEV, however, considers the main reason to be the fact that none of the parties wish to acknowledge their weakness vis-à-vis another, and in this sense to make official complaints will be to publicise their vulnerability as well as, in their view, to give added importance to the incident.

Province & District	No. of Party "Offices" Attacked				Alleged Perpetrator Of Attacks on Offices				Total No Attacks
	PA	UNP	JVP	Other	PA	UNP	JVP	Other	
NORTH CENTRAL PROVINCE									10
Anuradhapura		01						01	01
Polonnaruwa	03	06			05	01		03	09

CENTRAL PROVINCE									09
Kandy	01	01	--	02	01	02		01	04
Matale	--	01	04	--	04			01	05
N'Eliya	--	--	--	--					
UVA PROVINCE									16
Badulla	03	03	02	01	03	01		05	09
Moneragala	03	03	01		03			04	07
SABARAGAMUWA PROVINCE									10
Kegalle	02	05	02		04	01		04	09
Ratnapura	--	--	01		01	--			01

NORTH-EAST PROVINCE									03
Jaffna									
Wanni									
Batticaloa		01						01	01
Trincomalee		01		01	01			01	02
Digamadulla									
NORTH WESTERN PROVINCE									07
Kurunegala	--	03	02		04	--		01	05
Puttalam	01	01	--		01	01			02
WESTERN PROVINCE									32
Colombo	02	09	04	02	06			11	17
Kalutara		01						01	01
Gampaha		08	04	02	08			06	14

SOUTHERN PROVINCE									54
Galle	01	05	03		04	--		05	09
Matara	10	11	07		07	02		19	28
Hambantota	04	13	--		07	03		07	17
TOTAL	30	73	30	08	59	11	--	71	141

CMEV's previous reports have highlighted issues related to police involvement in election violence as well as the partisan attitude displayed by some police officers towards the People's Alliance (See Press Communiqué of Monday, October 2, 2000). CMEV has also written in detail on the situation in the North-East Province, and particularly in the Jaffna District (See Press Communiqués of Tuesday, September 12, 2000, Wednesday, September 20, 2000, and Monday, October 2, 2000). Since these concerns remain substantially unaltered the final report will not dwell on them though CMEV reiterates the crucial role that both police partiality and the ongoing war has and will play in subverting a free and fair general election on October 10, 2000.

PART FOUR

Preamble

Given the similarities in the nature and extent of election related violence and malpractice between this election and the Presidential Election of

December 1999, CMEV renews its call for changes and reform in current practice and the Elections Act. Accordingly, we re-publish the recommendations made in our Final Report on the 1999 Presidential Election.

Recommendations

CMEV has had discussions with the Acting Elections Commissioner and other officials as well as members of the public on the urgent need for reform in general, and for amendments to the current legislation at the very minimum. CMEV is of the view that an independent Elections Commission is a *sine qua non* to ensure that the democratic electoral process is not subverted by the self-interest of ruling elites or entrenched power blocs. However, in the more immediate term, CMEV makes the following recommendations which may be implemented by simple changes in current practice and/or amendments to the Elections Act.

1) Changes in the procedure of applying and obtaining postal votes, to (a) increase confidentiality and security, (b) to ensure that persons so applying are not denied their right to vote without due process, (c) to ensure uniform procedures and safeguards, and (d) to prevent mistakes in deleting the names of postal voters from local voter registers.

2) Updating and streamlining of voter registers, particularly in areas such as the Jaffna District. In this process public and NGO participation is crucial. The availability of an accurate and up-to-date voter register (which take account of deaths, migration / displacement, foreign residence etc.) is invaluable in preventing certain types of systematic impersonation on polling day.

3) Training and Monitoring of election officials to ensure that they carry out their work professionally and without fear and favour. It has been repeatedly alleged, both at this election and on other occasions, that officials including Senior Presiding Officers do not record malpractices / fraud that occur in their respective Polling Centres, thereby shutting out any possibility of remedying the situation. At the same time, these election officials should be protected from possible repercussions by affected politicians who may wish to take the law into their hands. A number of instances have been recorded where election officials have been allegedly threatened into submission even by prominent politicians. If there is no legal or other recourse to counteract this blatant violence, the future of the democratic electoral process is in jeopardy.

4) Paying more attention to the presence or absence of polling agents within Polling Centres. Training of polling agents in their duties and responsibilities which are crucial to ensuring a free and fair election. Providing greater protection at and around Polling Centres for polling agents and other officials.

Redressing complaints by polling agents, counting agents and election officials to ensure that confidence and belief in the system prevails.

5) The mechanism and procedure of delivering polling cards to voters should be reformed. The current practice where postmen deliver all polling cards for a particular address to the chief occupant can and does lead to misuse. There is no verification whether all the polling cards delivered to an address bear names of actual current residents.

6) Greater transparency and accountability should be ensured at polling and particularly counting centres. CMEV holds the view that the total number of votes polled at each Polling Centre, as determined at both the polling and counting stages, should be part of the public record, freely accessible to all. This would prevent discrepancies between totals for the same centre at the polling and counting stages, as was evidenced at the Presidential election. This information would also indicate whether violence at a particular Polling Centre has affected voter turn-out, and whether the centre has any further credibility after such violence. CMEV is not suggesting that any information that would compromise the confidentiality of the ballot be released, merely the total number of votes cast.

7) Special training and guidance should be provided to polling and counting agents of all parties to ensure that impersonation and other irregularities are minimised on election day.

8) A more careful monitoring of the media during an election campaign is necessary to ensure that election laws are not violated. The misuse of state media by the party in power needs to be protected against, as well as the misuse of state resources.

9) The entire electoral process:- voter registration, information on the relevant year of the list, appointment of officials, the poll, procedure at counting centres etc needs to be more transparent and open. This will foster confidence in the process.

Acknowledgements

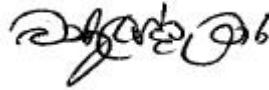
CMEV wishes to record its appreciation of all those who assisted in the monitoring process, notably the Election Secretariat of the Police Headquarters as well as regional and local police officers, the Acting Commissioner of Elections and his staff, polling station staff throughout the country who extended CMEV all courtesy and support

as well as the media for their invaluable cooperation in the public interest campaign against election violence. As always CMEV is CMEV wishes to thank the international observers who complemented the efforts of our local monitors at the end of the campaign and on election day. They were drawn from a variety of international human rights and democracy organizations including Article 19, the International Commission of Jurists, Asian Human Rights Commission, United Nations Mission in East Timor and Human Rights Watch.

CMEV also wishes to express its thanks and appreciation to its funders, the National Democratic Institute (NDI) Washington DC, USA, the British, Norwegian, Canadian and Australian Governments and the Friedrich Naumann Stiftung



Dr. P. Saravanamuttu
CMEV



Bandula Padmakumara
CMEV



Dr. Arjuna Parakrama
CMEV